

HELCOM-MORS Proficiency Test Determination of Radionuclides in Fish Flesh Sample



IAEA

International Atomic Energy Agency

HELCOM-MORS PROFICIENCY TEST
DETERMINATION OF RADIONUCLIDES
IN FISH FLESH SAMPLE

The following States are Members of the International Atomic Energy Agency:

AFGHANISTAN	GHANA	NORWAY
ALBANIA	GREECE	OMAN
ALGERIA	GUATEMALA	PAKISTAN
ANGOLA	HAITI	PALAU
ARGENTINA	HOLY SEE	PANAMA
ARMENIA	HONDURAS	PARAGUAY
AUSTRALIA	HUNGARY	PERU
AUSTRIA	ICELAND	PHILIPPINES
AZERBAIJAN	INDIA	POLAND
BAHRAIN	INDONESIA	PORTUGAL
BANGLADESH	IRAN, ISLAMIC REPUBLIC OF	QATAR
BELARUS	IRAQ	REPUBLIC OF MOLDOVA
BELGIUM	IRELAND	ROMANIA
BELIZE	ISRAEL	RUSSIAN FEDERATION
BENIN	ITALY	SAUDI ARABIA
BOLIVIA	JAMAICA	SENEGAL
BOSNIA AND HERZEGOVINA	JAPAN	SERBIA
BOTSWANA	JORDAN	SEYCHELLES
BRAZIL	KAZAKHSTAN	SIERRA LEONE
BULGARIA	KENYA	SINGAPORE
BURKINA FASO	KOREA, REPUBLIC OF	SLOVAKIA
BURUNDI	KUWAIT	SLOVENIA
CAMBODIA	KYRGYZSTAN	SOUTH AFRICA
CAMEROON	LATVIA	SPAIN
CANADA	LEBANON	SRI LANKA
CENTRAL AFRICAN REPUBLIC	LESOTHO	SUDAN
CHAD	LIBERIA	SWEDEN
CHILE	LIBYAN ARAB JAMAHIRIYA	SWITZERLAND
CHINA	LIECHTENSTEIN	SYRIAN ARAB REPUBLIC
COLOMBIA	LITHUANIA	TAJKISTAN
CONGO	LUXEMBOURG	THAILAND
COSTA RICA	MADAGASCAR	THE FORMER YUGOSLAV REPUBLIC OF MACEDONIA
CÔTE D'IVOIRE	MALAWI	TUNISIA
CROATIA	MALAYSIA	TURKEY
CUBA	MALI	UGANDA
CYPRUS	MALTA	UKRAINE
CZECH REPUBLIC	MARSHALL ISLANDS	UNITED ARAB EMIRATES
DEMOCRATIC REPUBLIC OF THE CONGO	MAURITANIA	UNITED KINGDOM OF GREAT BRITAIN AND NORTHERN IRELAND
DENMARK	MAURITIUS	UNITED REPUBLIC OF TANZANIA
DOMINICAN REPUBLIC	MEXICO	UNITED STATES OF AMERICA
ECUADOR	MONACO	URUGUAY
EGYPT	MONGOLIA	UZBEKISTAN
EL SALVADOR	MONTENEGRO	VENEZUELA
ERITREA	MOROCCO	VIETNAM
ESTONIA	MOZAMBIQUE	YEMEN
ETHIOPIA	MYANMAR	ZAMBIA
FINLAND	NAMIBIA	ZIMBABWE
FRANCE	NEPAL	
GABON	NETHERLANDS	
GEORGIA	NEW ZEALAND	
GERMANY	NICARAGUA	
	NIGER	
	NIGERIA	

The Agency's Statute was approved on 23 October 1956 by the Conference on the Statute of the IAEA held at United Nations Headquarters, New York; it entered into force on 29 July 1957. The Headquarters of the Agency are situated in Vienna. Its principal objective is "to accelerate and enlarge the contribution of atomic energy to peace, health and prosperity throughout the world".

IAEA Analytical Quality in Nuclear Applications No. IAEA/AQ/13

HELCOM-MORS Proficiency Test Determination of Radionuclides in Fish Flesh Sample

COPYRIGHT NOTICE

All IAEA scientific and technical publications are protected by the terms of the Universal Copyright Convention as adopted in 1952 (Berne) and as revised in 1972 (Paris). The copyright has since been extended by the World Intellectual Property Organization (Geneva) to include electronic and virtual intellectual property. Permission to use whole or parts of texts contained in IAEA publications in printed or electronic form must be obtained and is usually subject to royalty agreements. Proposals for non-commercial reproductions and translations are welcomed and considered on a case-by-case basis. Enquiries should be addressed to the IAEA Publishing Section at:

Sales and Promotion, Publishing Section
International Atomic Energy Agency
Vienna International Centre
PO Box 100
1400 Vienna, Austria
fax: +43 1 2600 29302
tel.: +43 1 2600 22417
email: sales.publications@iaea.org
<http://www.iaea.org/books>

For further information on this publication, please contact:

IAEA Marine Environment Laboratory, Monaco
International Atomic Energy Agency
4, Quai Antoine 1er, MC 98000
Principality of Monaco

HELCOM-MORS PROFICIENCY TEST DETERMINATION OF
RADIONUCLIDES IN FISH FLESH SAMPLE

IAEA, VIENNA, 2009

IAEA/AQ/13

ISSN 2074-7659

© IAEA, 2010

Printed by the IAEA in Austria

February 2010

FOREWORD

Our society is providing increasing importance to the study and assessment of the state and health of the environment. Organizations involved in such activities rely on the quality of the information provided and, ultimately, on the precision and accuracy of the data on which the information is based. Many laboratories are involved in the production of environmental data in many cases leading to wider assessments. These laboratories may develop and validate new analytical methods, study the environmental impact of human activities, provide services to other organizations, etc. In particular, laboratories are providing data on levels of radioactivity in a variety of marine matrixes such as water, suspended matter, sediments and biota. Because of the need to base scientific conclusions on valid and internationally comparable data, the need to provide policy makers with correct information and the need for society to be informed of the state of the environment, it is indispensable to ensure the quality of the data produced by each laboratory.

Principles of good laboratory practice require both internal and external procedures to verify the quality of the data produced. Quality is verified internally in a number of ways such as the use of laboratory information systems, keeping full records of equipment performance and standardization of analytical procedures. Quality can also be ascertained externally in a number of ways, notably accreditation by an external body under a defined quality scheme but also, amongst others, the use of internationally accepted calibration standards that are traceable to the SI international system of units, the participation in interlaboratory comparison or the regular use of Reference Materials to test laboratory performance.

The Radiometrics Laboratory of the International Atomic Energy Agency's Marine Environment Laboratories has been providing quality products for the last 40 years which include the organization of intercomparison exercises, proficiency tests, production of reference materials and certified reference materials, and training [1, 2]. More than 40 reference materials have been produced, which include a wide range of marine sample matrices and radionuclide concentrations.

As part of these activities, a new PT for the Helsinki Commission's Project for Monitoring Radioactive Substances in the Baltic Sea (HELCOM-MORS) was organised to test the analytical performance for radionuclides on a fish flesh sample of participating laboratories. Laboratories agreed that, after the completion of the exercise, an IAEA report describing the results of the proficiency test would be issued, including their identities.

We highly acknowledge the participants and laboratories that took part in this proficiency test and contributed their time and facilities to the present work. The IAEA is grateful for the support provided to its Marine Environment Laboratories by the Government of the Principality of Monaco.

The IAEA officers responsible for this publication were M.K. Pham, I. Osvath and J.-A. Sanchez-Cabeza of the IAEA Marine Environment Laboratories in Monaco.

CONTENTS

1. INTRODUCTION	1
2. MATERIAL AND METHODS	1
2.1. Proficiency test objectives	1
2.2. Participants	1
2.3. Material distribution and reporting requirements	1
3. PERFORMANCE CRITERIA	2
3.1. Relative bias	2
3.2. PT evaluation criteria	2
3.2.1. Trueness	2
3.2.2. Precision	2
3.3. The Z-Score value	4
3.4. The U-Score value	4
4. RESULTS AND DISCUSSION	4
5. CONCLUSIONS	9
APPENDIX 1: IAEA-414 Reference Sheet	11
APPENDIX 2: Performance evaluation tables sorted by radionuclides	17
APPENDIX 3: Performance evaluation tables sorted by laboratory code	41
REFERENCES	53
LIST OF PARTICIPATING LABORATORIES	54
CONTRIBUTORS TO DRAFTING AND REVIEW	55

1. INTRODUCTION

The accurate and precise determination of radionuclide concentrations in marine samples is critical to reliable marine radioactivity assessment and the use of radionuclides in studies of oceanographic processes. To address the problem of data quality, the IAEA Marine Environment Laboratories (IAEA-MEL) in Monaco regularly conduct interlaboratory comparisons and proficiency tests (PT) on radionuclides in marine samples as part of their contribution to the IAEA's programme of Analytical Quality support [1,2]. These exercises are open to world-wide participation or can be custom-tailored to the needs of specific collaborative projects. In the latter category, IAEA-MEL has a long-standing collaboration with the Helsinki Commission's Project for Monitoring Radioactive Substances in the Baltic Sea (HELCOM-MORS). During the HELCOM-MORS annual meeting hosted by IAEA-MEL in 2006, the organisation of a PT using a previously characterised fish sample and the collaboration in the production of a Certified Reference Material of bladderwrack (*Fucus vesiculosus*) were discussed and agreed upon as first priorities for the Project group. The organisation and the results of this PT are described in the present report.

2. MATERIAL AND METHODS

2.1. Proficiency test objectives

In 2007-2008, on request from the HELCOM-MORS Project group, a PT on the determination of radionuclides in a marine fish sample was organised by IAEA-MEL. An IAEA Certified Reference Material – IAEA-414 Radionuclides in Fish from Irish and North Seas (Appendix 1) [4] – was used in this exercise, the identity of this sample remaining undisclosed to the participants during the exercise. The results of this exercise are meant to allow the participating laboratories to evaluate their performance in the analysis of the radionuclides in this sample and the comparability of their corresponding monitoring data.

2.2. Participants

A total of 10 laboratories from 8 countries from around the Baltic Sea, all HELCOM-MORS Project Members, have participated in the exercise. The list of participants is given at the end of this publication.

2.3. Material distribution and reporting requirements

Each participant received 100g of fish flesh sample, with massic activities known by the organiser (IAEA-MEL), but kept unknown to the participants throughout the exercise. The material composition and its characterisation were determined and described in [3, 4]. The participants were asked to determine as many radionuclides as possible by radiometric methods and, where possible, by advanced analytical techniques such as ICP-MS (Inductively Coupled Plasma Mass Spectrometry) and AMS (Accelerator Mass Spectrometry). For each radionuclide analysed, the following information was requested:

- Average weight of sample used.
- Number of analyses.
- Massic activity calculated as net values (i.e. corrected for blank, background etc.) and expressed in Bq kg⁻¹ dry weight.
- Estimate of the combined uncertainty.

- Description of chemical procedures and counting equipment.
- Reference standard solutions used.
- Chemical recoveries, counting time, half-life used.

The reference date for reporting activities was set to 1 January 1997.

3. PERFORMANCE CRITERIA

The methodology adopted for this PT is the one used in previous IAEA PTs organised by the Chemistry Unit of the Physics, Chemistry and Instrumentation Laboratory in Seibersdorf, described in detail in [5-6]. The scoring system takes into account the trueness and the precision of the reported data and includes in the evaluation both the combined standard uncertainty of the target value and the combined standard uncertainty reported by the participating laboratories. A result must pass both criteria for accuracy and precision to be assigned the status “Acceptable”, otherwise it will acquire the status “Warning” or “Not Acceptable”.

Additionally, 3 other statistical parameters were calculated as complementary information for the participating laboratories: relative bias, z-score and IAEA/Laboratory results ratio.

3.1. Relative bias

The first step in producing a score for a result $Value_{Analyst}$ (either a single measurement or a mean value of more than two measurements of analyte concentration in a test material) is the estimation of the bias. The relative bias (RB) between the Analyst’s value and the IAEA target value is calculated as follows and expressed as a percentage:

$$RB = \frac{Value_{Analyst} - Value_{IAEA}}{Value_{IAEA}} \times 100(\%)$$

3.2. PT evaluation criteria

The PT results were evaluated against the acceptance criteria for trueness and precision, and were assigned an “Acceptable”, “Warning” or “Not Acceptable” status accordingly [5-7].

3.2.1. Trueness

The participants’ results are scored as “Acceptable” for trueness if:

$$A_1 \leq A_2$$

Where:

$$A_1 = |Value_{IAEA} - Value_{Analyst}|$$

$$A_2 = 2.58 \times \sqrt{Unc_{IAEA}^2 + Unc_{Analyst}^2}$$

3.2.2. Precision

The P precision for each participant is calculated according to the following formula:

$$P = \sqrt{\left(\frac{Unc_{IAEA}}{Value_{IAEA}}\right)^2 + \left(\frac{Unc_{Analyst}}{Value_{Analyst}}\right)^2} \times 100\%$$

P directly depends on the measurement uncertainty reported by participants. The Limit of Acceptable Precision (LAP) for each analyte is defined for the respective PT in advance, including any adjustment due to activity concentration level of the analyte concerned and the complexity of the analytical problem. Participants' results are scored as "Acceptable" for precision when $P < LAP$. The LAP values used in the evaluation, listed in TABLE 1, were assigned based on the activity level of each radionuclide: 15% for radionuclides with activities higher than 5 Bq kg^{-1} , 20% for radionuclides with activities between 1 and 5 Bq kg^{-1} and 25% for those with activities lower than 1 Bq kg^{-1} .

For the final evaluation, both scores for trueness and precision are combined. The result is considered as "Acceptable" if it passed both trueness and precision criteria. In cases where either precision or trueness is "Not Acceptable", a further check is applied. The relative bias (RB) of the reported result is compared with the maximum Acceptable bias (MAB). If $RB < MAB$, the final score will be "warning". The "warning" status will mainly reflect two situations. The first situation is that the result is reported with a small measurement uncertainty, however its bias is still within MAB. The second situation might appear when the reported result is close to the assigned property value, but the associated uncertainty is large. If $RB > MAB$, the result will be "Not Acceptable". The MAB values used in the evaluation (TABLE 1), were assigned based on the activity level of each radionuclide: 15% for radionuclides with activities higher than 5 Bq kg^{-1} , 20% for radionuclides with activities between 1 and 5 Bq kg^{-1} and 25% for those with activities lower than 1 Bq kg^{-1} .

If the evaluation approach and/or acceptance criteria applied in this PT are not appropriate for the types of analyses and applications performed in one of the participating laboratories, it is suggested to apply a self-scoring evaluation system which fits specific requirements.

TABLE 1. THE ACCEPTABLE VALUES FOR LIMIT OF ACCEPTABLE PRECISION (LAP) AND MAXIMUM ACCEPTABLE BIAS (MAB) USED FOR THE EVALUATION IN IAEA PROFICIENCY TESTS:

Radionuclide	LAP (%)	MAB (%)
^{40}K	15	15
^{137}Cs	20	20
^{232}Th	25	25
^{234}U	20	20
^{235}U	25	25
^{238}U	20	20
^{238}Pu	25	25
$^{239+240}\text{Pu}$	25	25
^{241}Am	25	25

3.3. The Z-Score value

The Z-Score is calculated from the laboratory result, the assigned value and a standard deviation in accordance with the following equation [8]:

$$Z - Score = \frac{Value_{Analyst} - Value_{IAEA}}{\sigma}$$

On the basis of the “fitness for purpose” principle, the target value for the standard deviation (σ) is:

$$0.1 \times Value_{IAEA}$$

The laboratory performance is evaluated as satisfactory if $|Z - Score| \leq 2$; questionable for $2 \leq |Z - Score| \leq 3$, and unsatisfactory for $|Z - Score| \geq 3$.

3.4. The U-Score value

The value of U_{test} was calculated as follows [7]:

$$U_{test} = \frac{|Value_{IAEA} - Value_{Analyst}|}{\sqrt{Unc_{IAEA}^2 + Unc_{Analyst}^2}}$$

Where Unc_{IAEA} is expanded uncertainties calculated using combined uncertainties reported multiplying by a factor of 2 [9-10], which cover 95% of confidence interval.

This value is compared with the critical value listed in the t-statistics tables to determine if the reported results differ significantly from the expected value at a given level of probability. The advantage of the U_{test} is that it takes into consideration the propagation of the measurement uncertainty when defining the normalized error. This is especially useful when evaluating results for which the uncertainty may overlap with the 95% confidence interval.

It should be noted that the choice of significance level is subjective. For this PT, we have set the limiting value for the U-test parameter to 2.58 for a level of probability at 99% to determine if a result passes the test ($U_{test} < 2.58$) [5-7].

4. RESULTS AND DISCUSSION

155 individual measurement results were reported by 10 laboratories from 8 countries, mostly for the following radionuclides: ^{40}K , ^{90}Sr , ^{137}Cs , ^{210}Po , ^{226}Ra , ^{232}Th , ^{234}U , ^{235}U , ^{238}U , ^{238}Pu , $^{239+240}\text{Pu}$, ^{241}Am . The evaluation was carried out on the basis of those radionuclides for which certified massic activities were available (Appendix 1) to be used as target values. TABLE 2 shows statistics of reported individual measurement results scored as Acceptable/Warning/Not Acceptable for all evaluated radionuclides.

For the radionuclides ^{40}K , ^{137}Cs , ^{232}Th , ^{234}U , ^{235}U , ^{238}U , ^{238}Pu , $^{239+240}\text{Pu}$, ^{241}Am , for which target values were certified massic activities of IAEA-414 (Appendix 1) [4], 137 individual measurement values were reported. The overall evaluation of these results showed that 88% of all reported measurement results fulfilled the PT criteria of acceptability, while only 7% of

the individual measurement results were not acceptable, the remaining 5% having the warning status.

It should be noted that for some radionuclides, such as ^{90}Sr , ^{210}Po and ^{226}Ra , their target values were defined as information massic activities of IAEA-414 (Appendix 1) [4], not having fulfilled the criteria of certification. In consequence, the results reported by the participants for these radionuclides cannot be used to evaluate their performance. Some laboratories reported ^{99}Tc , ^{129}I , ^{228}Th , ^{230}Th values, but the analysing performance for these radionuclides could not be evaluated because their target values were not known.

TABLE 3 summarises data evaluation sorted by laboratory code and contains some technical notes. The performance evaluation sorted by each analyte is summarised in TABLE 4. The performance evaluation sorted by radionuclides is presented in Appendix 2. The performance evaluation sorted by laboratory code is presented in Appendix 3. Most laboratories reported their values with combined uncertainties with all identified error sources. However, a few laboratories reported too small uncertainties which lead to a warning score.

TABLE 2. SUMMARY EVALUATION OF ALL RADIONUCLIDES REPORTED, FOR WHICH THE PERFORMANCE COULD BE EVALUATED WITH RELIABLE TARGET VALUE.

Nuclide	Number of individual reported results.	Number of laboratories reported	Acceptable (%)	Warning (%)	Not Acceptable (%)	Technical notes
⁴⁰ K	27	9	89	11		Gamma spectrometry.
¹³⁷ Cs	39	10	90		10	10 laboratories used gamma spectrometry, one laboratory used both gamma and beta.
²³² Th	8	2	100			Alpha spectrometry.
²³⁴ U	10	3	100			Alpha spectrometry.
²³⁵ U	8	2	100			Alpha spectrometry.
²³⁸ U	10	3	100			Alpha spectrometry.
²³⁸ Pu	12	4	75	25		Alpha spectrometry.
²³⁹⁺²⁴⁰ Pu	12	4	100			Alpha spectrometry.
²⁴¹ Am	11	4	50		50	Gamma and alpha spectrometry.

TABLE 3. SUMMARY EVALUATION SORTED BY LABORATORY CODE AND TECHNICAL NOTES. LABORATORY CODE ASSIGNMENTS ARE GIVEN ON PAGE 54.

Lab. code	Radionuclides reported	Acceptable (%)	Warning (%)	Not Acceptable (%)	Techniques used	Technical notes
1	⁴⁰ K, ¹³⁷ Cs, ²⁴¹ Am	33	33	33	Gamma	Reported two individual measurement values for each analyte.
2	⁴⁰ K, ¹³⁷ Cs, ²³⁴ U, ²³⁸ U, ²³⁸ Pu, ²³⁹⁺²⁴⁰ Pu, ²⁴¹ Am	72	14	14	Gamma, alpha	Reported two individual values.
3	⁴⁰ K, ¹³⁷ Cs	50		50	Gamma	Reported two individual value.
4	⁴⁰ K, ¹³⁷ Cs	100			Gamma, beta	Reported 6 individual values.
5	⁴⁰ K, ¹³⁷ Cs, ²³⁸ Pu, ²³⁹⁺²⁴⁰ Pu	100			Gamma, alpha	Reported 2 individual values.
6	⁴⁰ K, ¹³⁷ Cs, ²³² Th, ²³⁴ U, ²³⁵ U, ²³⁸ U, ²³⁸ Pu, ²³⁹⁺²⁴⁰ Pu, ²⁴¹ Am	100			Gamma, alpha	Reported 6 individual values for K, Cs. Reported 2 individual values for others.
7	⁴⁰ K, ¹³⁷ Cs, ²³² Th, ²³⁴ U, ²³⁵ U, ²³⁸ U, ²³⁸ Pu, ²³⁹⁺²⁴⁰ Pu, ²⁴¹ Am	100			Gamma, alpha	Reported 6 individual values.
8	⁴⁰ K, ¹³⁷ Cs	100			Gamma	Reported 2 individual values.
9	⁴⁰ K, ¹³⁷ Cs,	100			Gamma	Reported 2 individual values.
10	¹³⁷ Cs	100			Gamma	Reported 9 individual values.

TABLE 4. SUMMARY EVALUATION OF THE HELCOM-MORS PROFICIENCY TEST.

Institute name and country	Lab. code	⁴⁰ K	¹³⁷ Cs	²³² Th	²³⁴ U	²³⁵ U	²³⁸ U	²³⁸ Pu	²³⁹⁺²⁴⁰ Pu	²⁴¹ Am
Federal Maritime and Hydrographic Agency (BSH), Germany.	1	W	A	n.r.	n.r.	n.r.	n.r.	n.r.	n.r.	N.A.
Radiation and Nuclear Safety Authority (STUK), Finland.	2	A	A	n.r.	A	n.r.	A	W	A	N.A.
Estonia Radiation Protection Centre, Estonia.	3	A	N.A.	n.r.	n.r.	n.r.	n.r.	n.r.	n.r.	n.r.
Institute of Meteorology and Water Management, Poland.	4	A	A	n.r.	n.r.	n.r.	n.r.	n.r.	n.r.	n.r.
Central Laboratory for Radiological Protection, Poland.	5	A	A	n.r.	n.r.	n.r.	n.r.	A	A	n.r.
Institute of Fishery Ecology, Germany.	6	A	A	A	A	A	A	A	A	A
Risoe National Laboratory, Denmark.	7	A	A	A	A	A	A	A	A	A
Radiology Division, Lithuania	8	A	A	n.r.	n.r.	n.r.	n.r.	n.r.	n.r.	n.r.
V.G. Khlopin Radium Institute, Russia	9	A	A	n.r.	n.r.	n.r.	n.r.	n.r.	n.r.	n.r.
Swedish Radiation Safety Authority, Sweden	10	n.r.	A	n.r.	n.r.	n.r.	n.r.	n.r.	n.r.	n.r.

A: Acceptable measurement results, W: Warning, N.A.: Not Acceptable, n.r.: not reported results.

5. CONCLUSIONS

The summary evaluation of the HELCOM-MORS PT for radionuclides in fish (TABLE 4 IV) was carried out based on laboratory means for ^{40}K , ^{137}Cs , ^{232}Th , ^{234}U , ^{235}U , ^{238}U , ^{238}Pu , $^{239+240}\text{Pu}$, ^{241}Am and target values given by the certified massic activities of the material used in this PT. In overall, 88% of the laboratory means were acceptable, 5% were in the warning status and 7% were not acceptable.

90% of the participants reported ^{40}K massic activities, 89% of which were acceptable, with only one laboratory receiving warning.

100% participants reported ^{137}Cs massic activities, with 90% acceptable. This shows the very good performance of the group of laboratories in the determination of this radionuclide, for which mostly direct gamma-ray spectrometry was used.

20-30% of the participants reported ^{232}Th , ^{234}U , ^{235}U and ^{238}U massic activities and most of them were acceptable, showing good radiochemical separation of Th and U followed by alpha spectrometry. The same observation holds for Pu isotopes: among the 40% participants having reported Pu results only one was assigned the warning status, as it failed the test for measurement precision. For ^{241}Am , of the 40% of the participants having reported results only 50% were acceptable. Determined either by direct gamma spectrometry or alpha spectrometry with prior radiochemical separation, the difficulty to measure this radionuclide using its low-energy gamma ray is obvious.

Performance for ^{90}Sr , ^{210}Pb and ^{226}Ra could not be evaluated due to lack of adequate target values. Similarly, some laboratories reported ^{99}Tc , ^{129}I , ^{228}Th , ^{230}Th values, but the performance on these radionuclides could not be evaluated because target values were not known.

Appendix 1: IAEA-414 Reference Sheet



REFERENCE SHEET

CERTIFIED REFERENCE MATERIAL

IAEA-414

RADIONUCLIDES IN MIXED FISH FROM
THE IRISH SEA AND NORTH SEA

Date of issue: October 2006

Certified Massic Activities
(Based on dry weight)

Reference date for decay correction: 1st January 1997

Radionuclide	Certified Value Bq/kg	95% Confidence Interval Bq/kg	N*
⁴⁰ K	481	470 - 486	19
¹³⁷ Cs	5.18	5.12 - 5.22	16
²³² Th	0.028	0.025 - 0.031	6
²³⁴ U	1.22	1.15 - 1.26	8
²³⁵ U	0.050	0.045 - 0.055	9
²³⁸ U	1.11	1.07 - 1.15	9
²³⁹ Pu	0.0230	0.0221 - 0.0250	11
²³⁹⁺²⁴⁰ Pu	0.120	0.116 - 0.123	14
²⁴¹ Am [†]	0.197	0.193 - 0.204	9

Information Massic Activities

Radionuclide	Information Value Bq/kg	95% Confidence Interval Bq/kg	N*
⁹⁰ Sr	0.28	0.10 - 0.54	6
²¹⁰ Pb(²¹⁰ Po) [‡]	2.1	1.8 - 2.5	11
²²⁶ Ra	1.4	0.6 - 1.6	9
²³⁹ Pu	0.066	0.055 - 0.073	10
²⁴⁰ Pu	0.047	0.046 - 0.051	10
²⁴¹ Pu	2.0	1.8 - 2.3	11

*Number of accepted laboratory means used to calculate the information massic activities and the corresponding confidence intervals.
[‡]²¹⁰Pb and ²¹⁰Po are considered to be in equilibrium.

The values listed above were established on the basis of statistically valid results submitted by laboratories which had participated in an international intercomparison exercise organized between 2000 and 2001, as well as results obtained from expert laboratories participating in the certification procedure. Details concerning the criteria for certification can be found in [1-2]. Both documents are available free of charge upon request.

Description of the material

About 350 kg of mixed fish species were collected in the eastern Irish Sea by the Centre for Environment, Fisheries and Aquaculture Science (CEFAS), Lowestoft, U.K., in 1996. The skin was removed, the fish filleted, freeze-dried and subsequently sent to IAEA-MEL for processing. The sample, which was reduced by freeze-drying to about 69 kg, was then ground to powder, sieved through a 0.5 mm mesh and homogenized by mixing in a nitrogen atmosphere. The sample was freeze-dried once more, ground and sieved at 250 μm to obtain a final amount of 10 kg. The sample was then mixed with 100 kg of North Sea fish powder (fraction below 250 μm). To ensure homogenization of the final sample, both samples were mixed by jet pulverizing in a nitrogen atmosphere. The samples were then packed into bottles under nitrogen gas, sealed with polyethylene caps and labelled with the code IAEA-414. The bottles containing 100 g of fish powder each were sterilized according to ISO standards [3] at 10 kGy in an irradiation facility.

Intended use

The Certified Reference Material can be used for quality assurance/quality control of the analysis of radionuclides in fish sample, for the development and validation of analytical work and for training purposes with nine certified values (^{40}K , ^{137}Cs , ^{232}Th , ^{234}U , ^{235}U , ^{238}U , ^{238}Pu , $^{239+240}\text{Pu}$ and ^{241}Am).

Instructions for use

The reference material is supplied in 100g units.

Sample homogeneity:

Sample homogeneity was checked by measuring the activity of ^{40}K , ^{137}Cs , ^{210}Po , ^{235}U , ^{238}U , ^{238}Pu , $^{239+240}\text{Pu}$ and ^{241}Am of 16-30 bottles randomly chosen. Gamma spectrometry measurements were performed on 30 to 100 g aliquots. ^{210}Po , ^{235}U , ^{238}U , ^{238}Pu , $^{239+240}\text{Pu}$ and ^{241}Am were determined by alpha spectrometry on 0.1 to 20 g aliquots. Homogeneity of these results was checked using one-way analysis of variance. The coefficient of variation was below 10% for radionuclides measured by gamma and alpha spectrometry. The "between samples" variances showed no significant differences from the "within sample" variances for all radionuclides tested. Thus the material could be considered sufficiently homogeneous for the tested radionuclides at the range of weights used.

Dry weight determination:

The average moisture content of the lyophilized sample after bottling, determined by drying several aliquots in an oven at 80 $^{\circ}\text{C}$ to constant weight (1-2 days), was found to be approximately 3%. Since the moisture content can vary with ambient humidity and temperature, it is recommended that the water content should be checked prior to analysis and that all results should be reported on a dry weight basis.

References

- [1] M.K. Pham, J. La Rosa., S.-H. Lee, P.P. Povinec, Report on the Worldwide Intercomparison IAEA-414: Radionuclides in Mixed Fish from Irish Sea and the North Sea, *IAEA/AL/145, IAEA/MEL/73 (2004)*.
- [2] M.K. Pham, J.A. Sanchez-Cabeza, P.P. Povinec *et al.* Certified reference material for radionuclides in fish flesh sample IAEA-414 (mixed fish from the Irish Sea and North Sea). *Applied Radiation and Isotopes 64 (2006) 1253-1259*.
- [3] ISO, Proficiency Testing and Interlaboratory Comparisons, Guide 43, ISO/IEC, Geneva (1997).

Issued by
Marine Environmental Laboratory (MEL)
International Atomic Energy Agency
B.P. No 800
MC-98012 Monaco

Supplied by
Reference Materials Group, Chemistry Unit,
Physics Chemistry and Instrumentation Laboratory
Agency's Laboratories Seibersdorf
International Atomic Energy Agency
P.O. Box 100
A-1400 Vienna, Austria

Prepared by
M.K. Pham, J.A. Sanchez-Cabeza, P.P. Povinec

**Appendix 2: Performance evaluation tables sorted
by radionuclides.**

TABLE 1: EVALUATION RESULTS FOR PROFICIENCY TEST OF ^{40}K IN IAEA-414 (TARGET VALUE: $481 \pm 16 \text{ Bq kg}^{-1}$)

Lab Code	Lab Value	Lab Unc.	Unc. (%)	Rel. Bias	Z-Score	U-Test	Ratio	A1	A2	Trueness	P	Precision	Final Score
1	425	4	0.9	11.64	-1.16	3.40	0.88	56	42.6	Failed	3.5	Passed	Warning
2	490	53	10.8	-1.87	0.19	-0.16	1.02	9	142.8	Passed	11.3	Passed	Acceptable
3	467.5	47.7	10.2	2.81	-0.28	0.27	0.97	13.5	129.8	Passed	10.7	Passed	Acceptable
4	474.5	19.3	4.1	1.35	-0.14	0.26	0.99	6.5	64.7	Passed	5.3	Passed	Acceptable
5	517.5	14.4	2.8	-7.59	0.76	-1.70	1.08	36.5	55.5	Passed	4.3	Passed	Acceptable
6	462	15	3.2	3.95	-0.40	0.87	0.96	19	56.6	Passed	4.6	Passed	Acceptable
7	502	50	10.0	-4.37	0.44	-0.40	1.04	21	135.4	Passed	10.5	Passed	Acceptable
8	438	36	8.2	8.94	-0.89	1.09	0.91	43	101.6	Passed	8.9	Passed	Acceptable
9	513	35	6.8	-6.65	0.67	-0.83	1.07	32	99.3	Passed	7.6	Passed	Acceptable

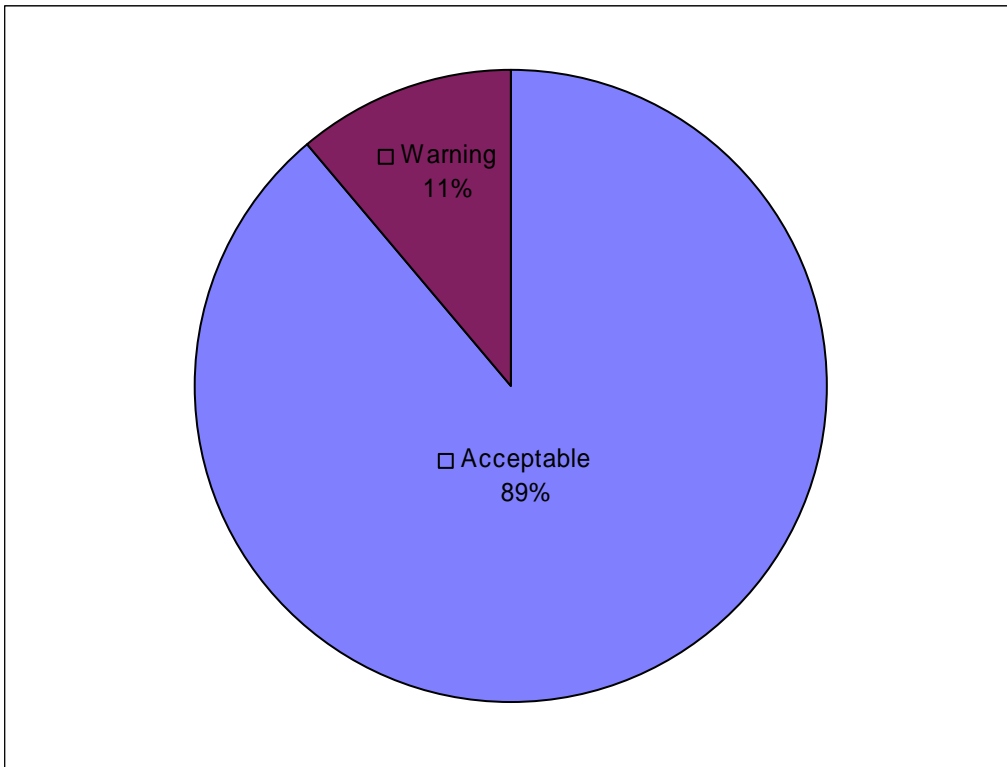


FIG. 1. Evaluation results of ^{40}K in IAEA-414.

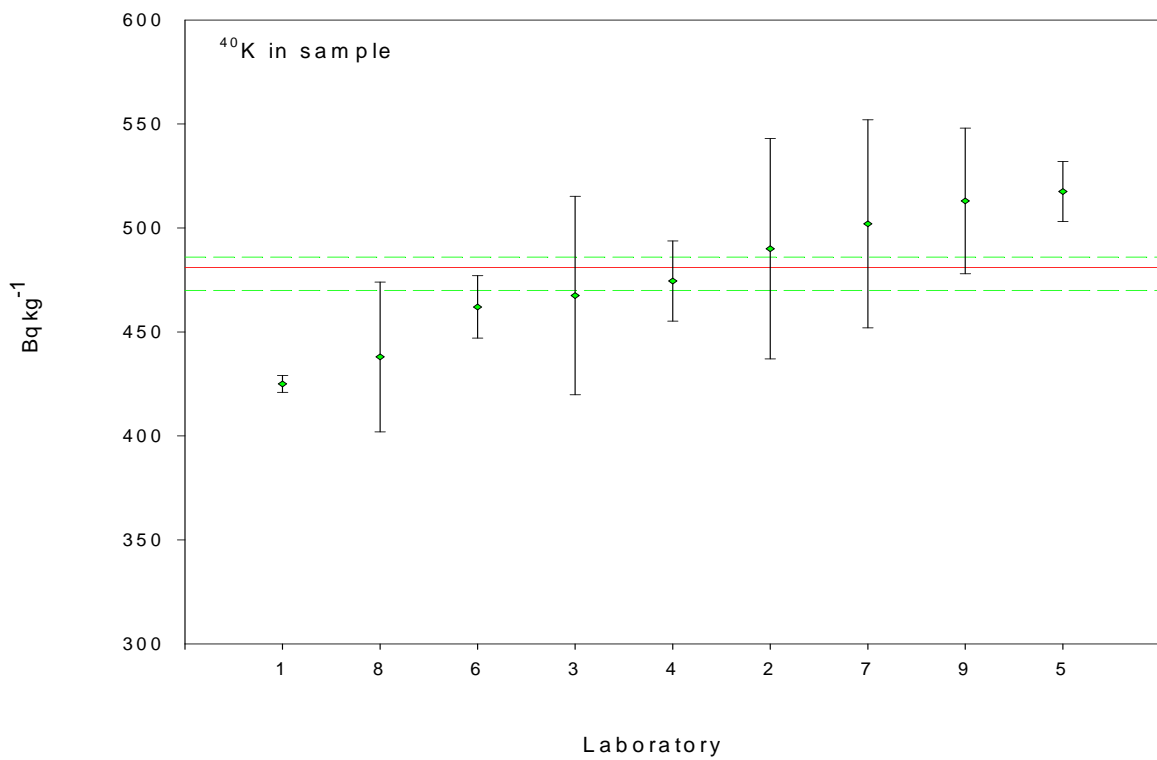


FIG. 2. Data evaluation of ^{40}K in IAEA-414.

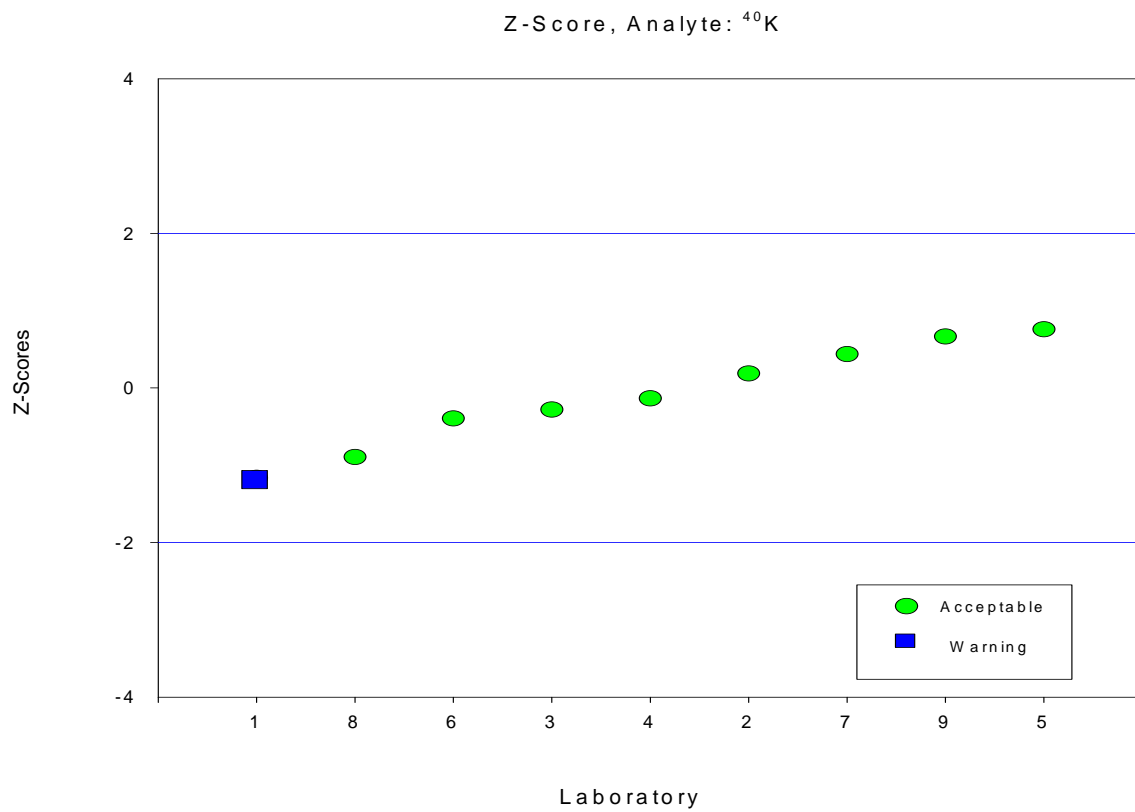


FIG. 3. Z-Score of ^{40}K in IAEA-414.

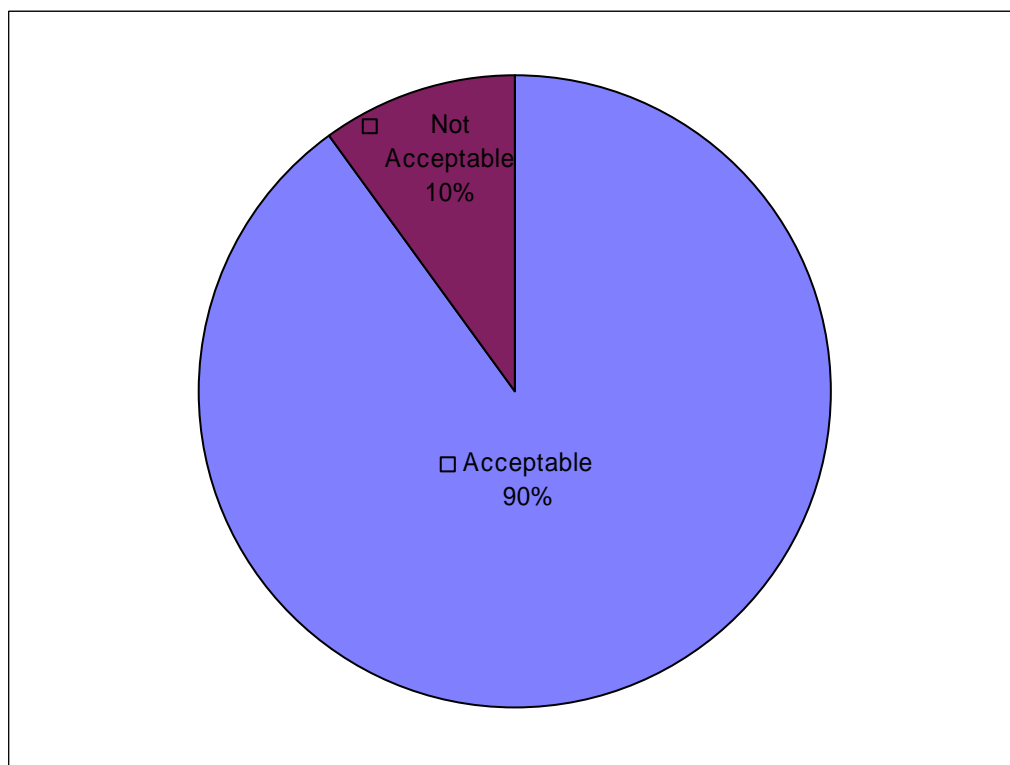


FIG.4. Evaluation results of ^{137}Cs in IAEA-414.

TABLE 2: EVALUATION RESULTS FOR PROFICIENCY TEST OF ^{137}Cs IN IAEA-414 (TARGET VALUE: $5.18 \pm 0.10 \text{ Bq kg}^{-1}$)

Lab Code	Lab Value	Lab Unc.	Unc. (%)	Rel. Bias	Z-Score	U-Test	Ratio	A1	A2	Trueness	P	Precision	Final Score
1	5.25	0.17	3.2	-1.35	0.14	-0.35	1.01	-0.07	0.51	Passed	3.8	Passed	Acceptable
2	5.42	0.72	13.3	-4.63	0.46	-0.33	1.05	-0.24	1.88	Passed	13.4	Passed	Acceptable
3	6.5	1.5	23.1	-25.5	2.55	-0.88	1.25	-1.32	3.88	Passed	23.2	Failed	Not Acceptable
4	5.06	0.64	12.6	2.32	-0.23	0.19	0.98	0.12	1.67	Passed	12.8	Passed	Acceptable
5	5.15	0.2	3.9	0.58	-0.06	0.13	0.99	0.03	0.58	Passed	4.3	Passed	Acceptable
6	5.36	0.21	3.9	-3.47	0.35	-0.77	1.03	-0.18	0.60	Passed	4.4	Passed	Acceptable
7	5.02	0.43	8.6	3.09	-0.31	0.36	0.97	0.16	1.14	Passed	8.8	Passed	Acceptable
8	5.28	1.05	19.9	-1.93	0.19	-0.09	1.02	-0.1	2.72	Passed	20	Passed	Acceptable
9	5.87	0.65	11.1	-13.3	1.33	-1.05	1.13	-0.69	1.70	Passed	11.2	Passed	Acceptable
10	5.23	0.68	13	-0.97	0.10	-0.07	1.01	-0.05	1.77	Passed	13.1	Passed	Acceptable

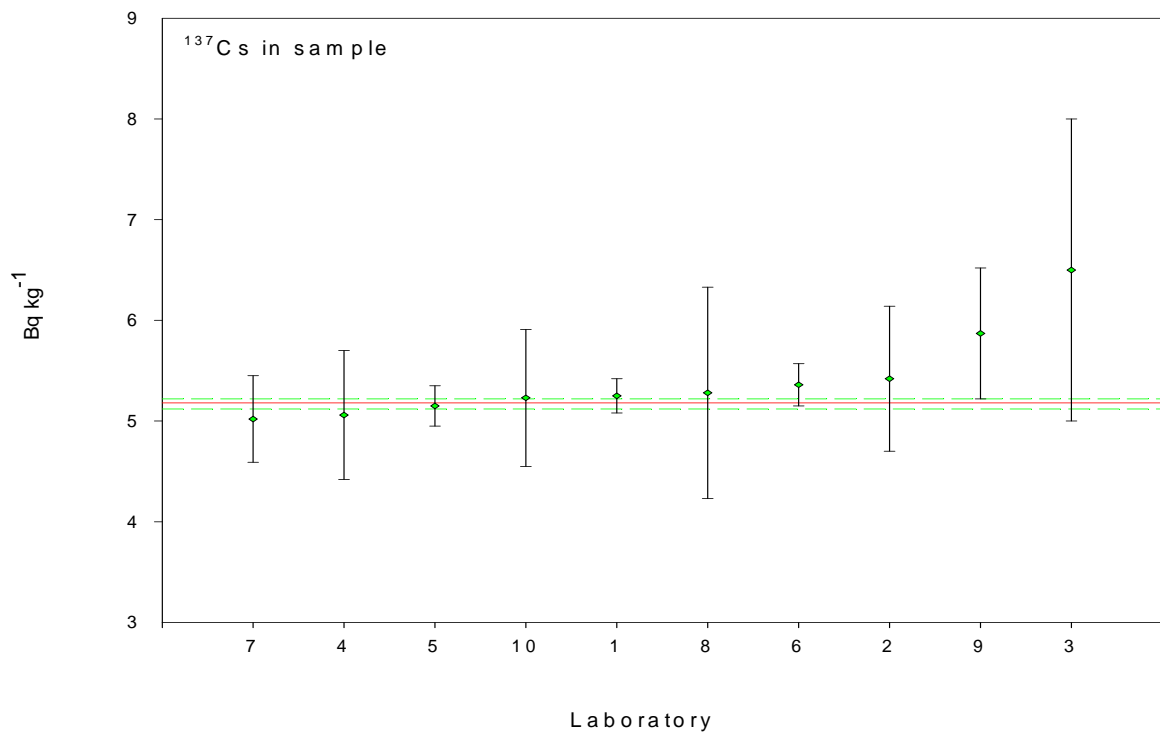


FIG. 5. Data evaluation of ^{137}Cs in IAEA-414.

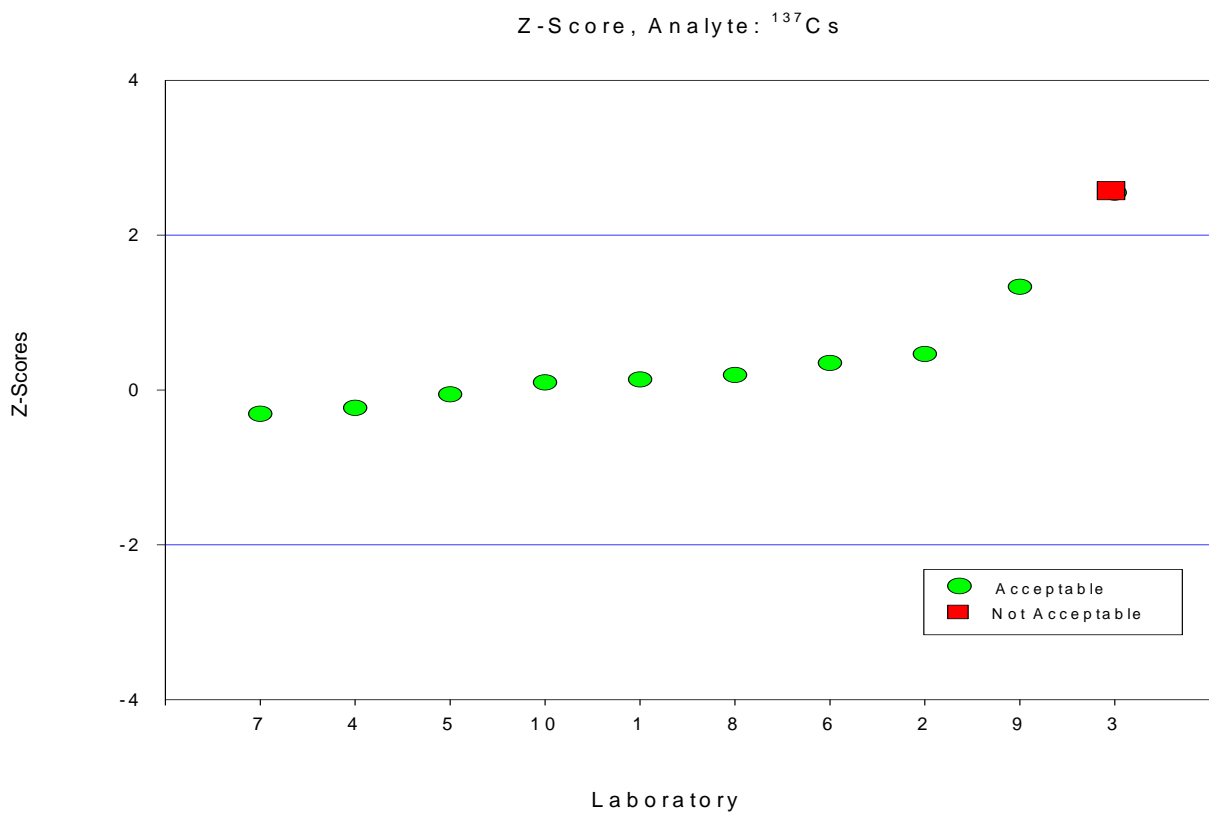


FIG. 6. Z-Score of ^{137}Cs in IAEA-414.

TABLE 3: EVALUATION RESULTS FOR PROFICIENCY TEST OF ^{232}Th IN IAEA-414 (TARGET VALUE: $0.028 \pm 0.003 \text{ Bq kg}^{-1}$)

Lab Code	Lab Value	Lab Unc.	Unc. (%)	Rel. Bias	Z-Score	U-Test	Ratio	A1	A2	Trueness	P	Precision	Final Score
1	-	-	-	-	-	-	-	-	-	-	-	-	-
2	-	-	-	-	-	-	-	-	-	-	-	-	-
3	-	-	-	-	-	-	-	-	-	-	-	-	-
4	-	-	-	-	-	-	-	-	-	-	-	-	-
5	-	-	-	-	-	-	-	-	-	-	-	-	-
6	0.0274	0.0056	20.4	2.14	-0.21	0.07	0.98	0.0006	0.02	Passed	23.1	Passed	Acceptable
7	0.029	0.0029	10.0	-3.57	0.36	-0.15	1.04	-0.001	0.02	Passed	14.7	Passed	Acceptable
8	-	-	-	-	-	-	-	-	-	-	-	-	-
9	-	-	-	-	-	-	-	-	-	-	-	-	-
10	-	-	-	-	-	-	-	-	-	-	-	-	-

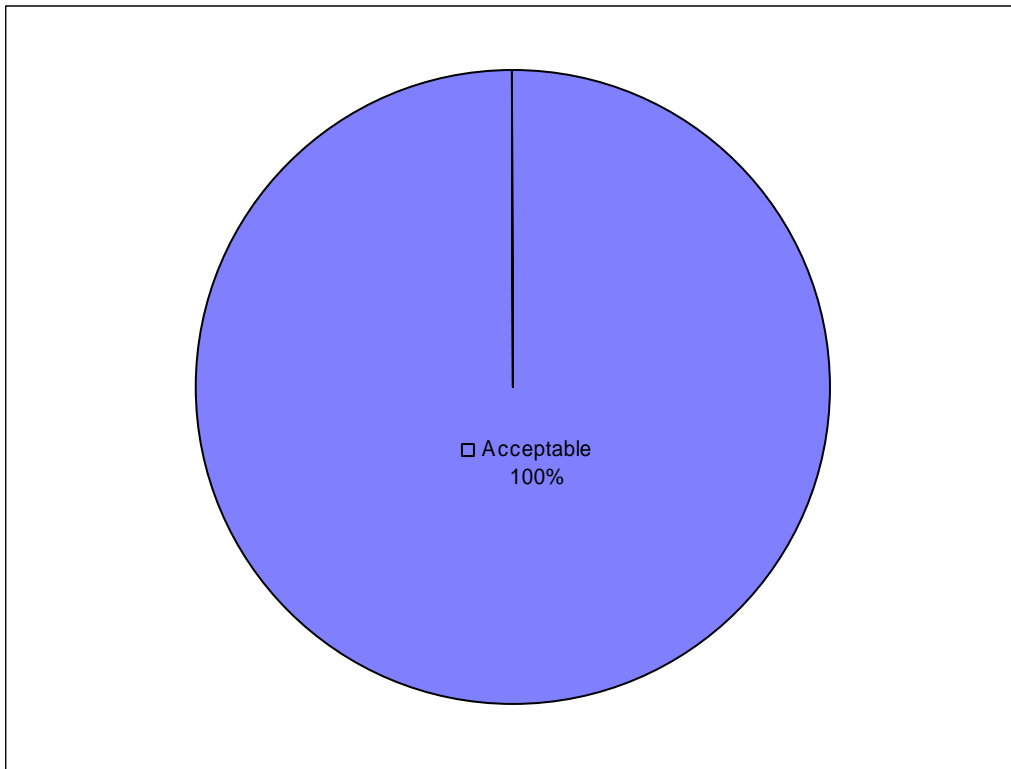


FIG. 7. Evaluation results of ^{232}Th in IAEA-414.

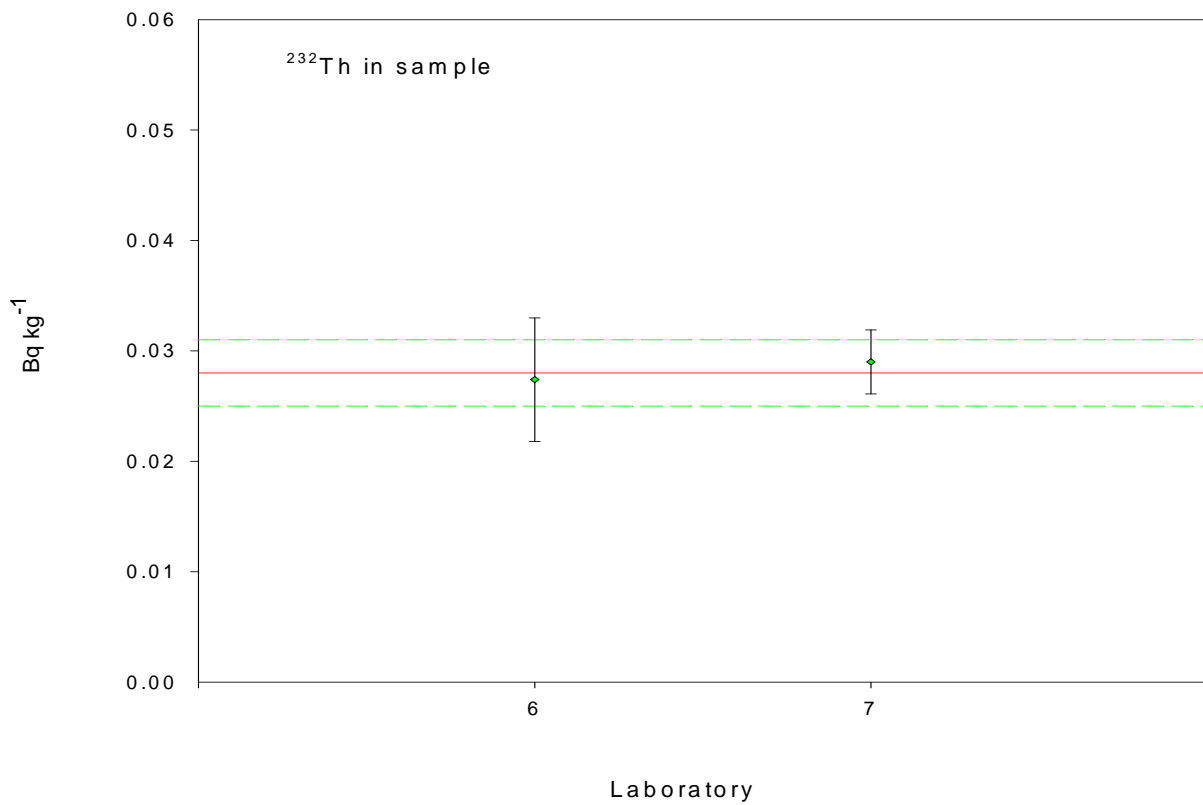


FIG. 8. Data evaluation of ^{232}Th in IAEA-414.

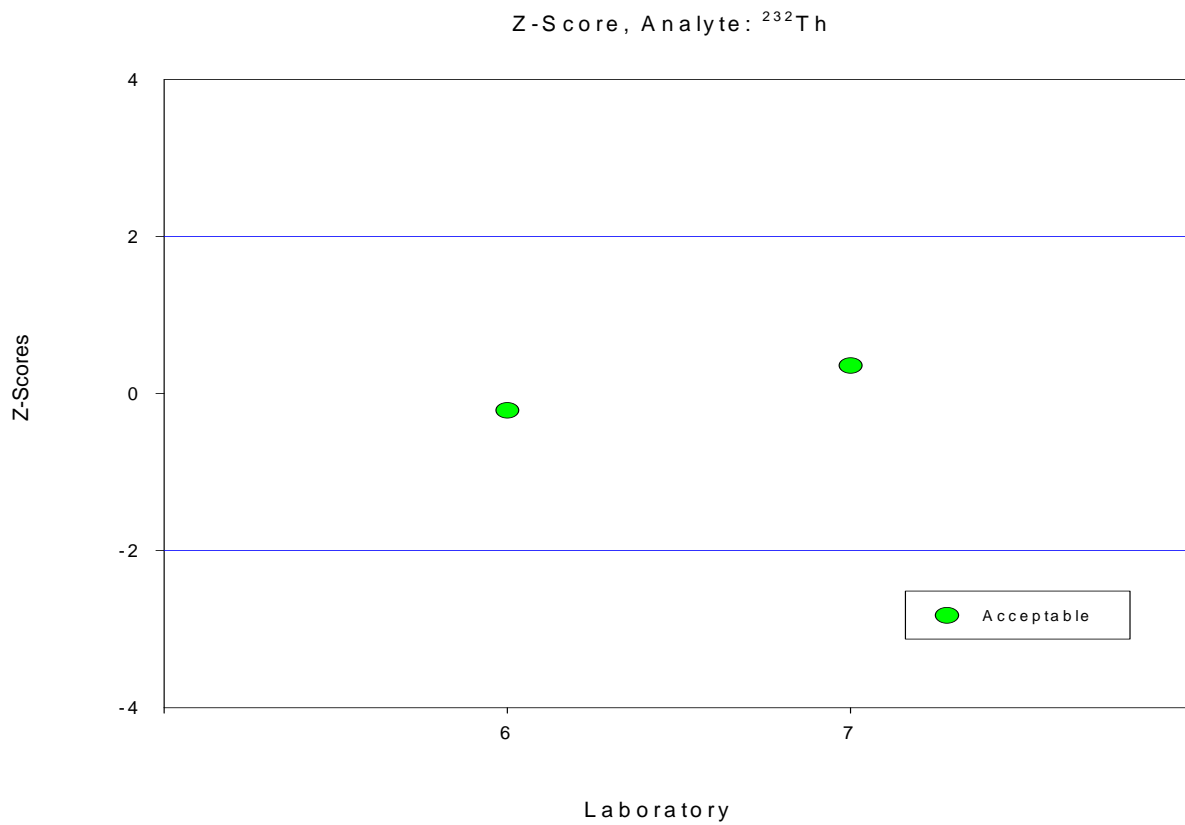


FIG. 9. Z-Score of ^{232}Th in IAEA-414.

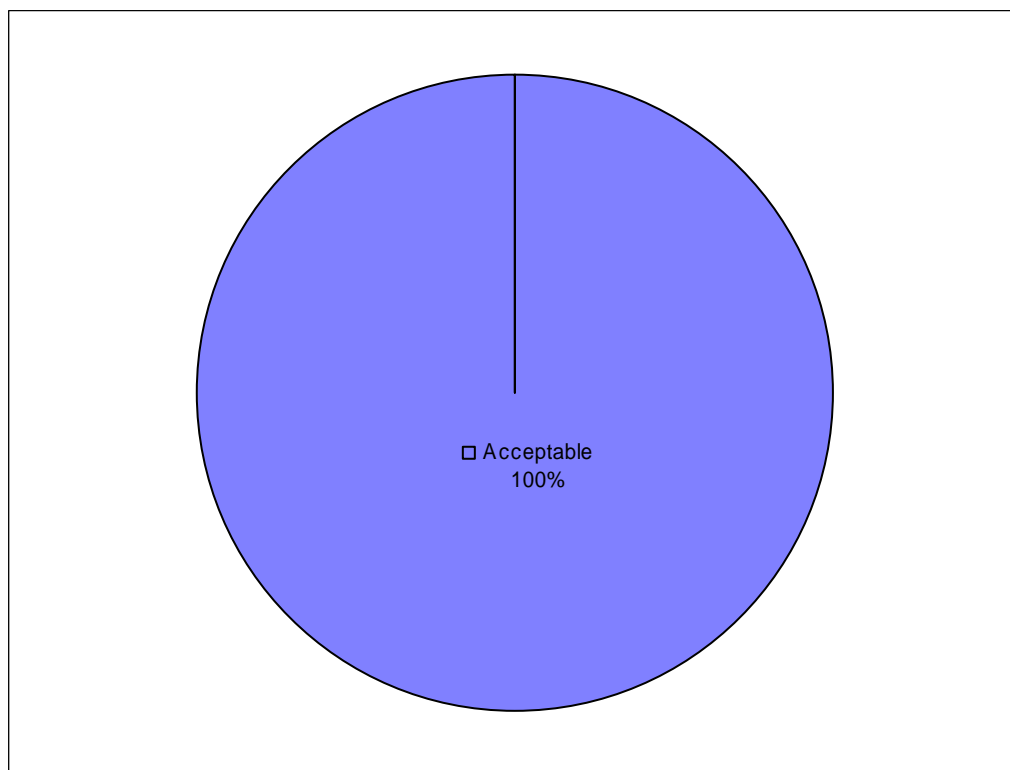


FIG. 10. Evaluation results of ^{234}U in IAEA-414.

TABLE 4: EVALUATION RESULTS FOR PROFICIENCY TEST OF ^{234}U IN IAEA-414 (TARGET VALUE: $1.22 \pm 0.11 \text{ Bq kg}^{-1}$)

Lab Code	Lab Value	Lab Unc.	Unc. (%)	Rel. Bias	Z-Score	U-Test	Ratio	A1	A2	Trueness	P	Precision	Final Score
1	-	-	-	-	-	-	-	-	-	-	-	-	-
2	1.21	0.21	17.4	0.82	-0.08	0.04	0.99	0.01	0.61	Passed	19.6	Passed	Acceptable
3	-	-	-	-	-	-	-	-	-	-	-	-	-
4	-	-	-	-	-	-	-	-	-	-	-	-	-
5	-	-	-	-	-	-	-	-	-	-	-	-	-
6	1.195	0.07	5.8	2.05	-0.20	0.19	0.98	0.025	0.34	Passed	10.7	Passed	Acceptable
7	1.25	0.13	10.4	-2.46	0.25	-0.18	1.02	-0.03	0.44	Passed	13.8	Passed	Acceptable
8	-	-	-	-	-	-	-	-	-	-	-	-	-
9	-	-	-	-	-	-	-	-	-	-	-	-	-
10	-	-	-	-	-	-	-	-	-	-	-	-	-

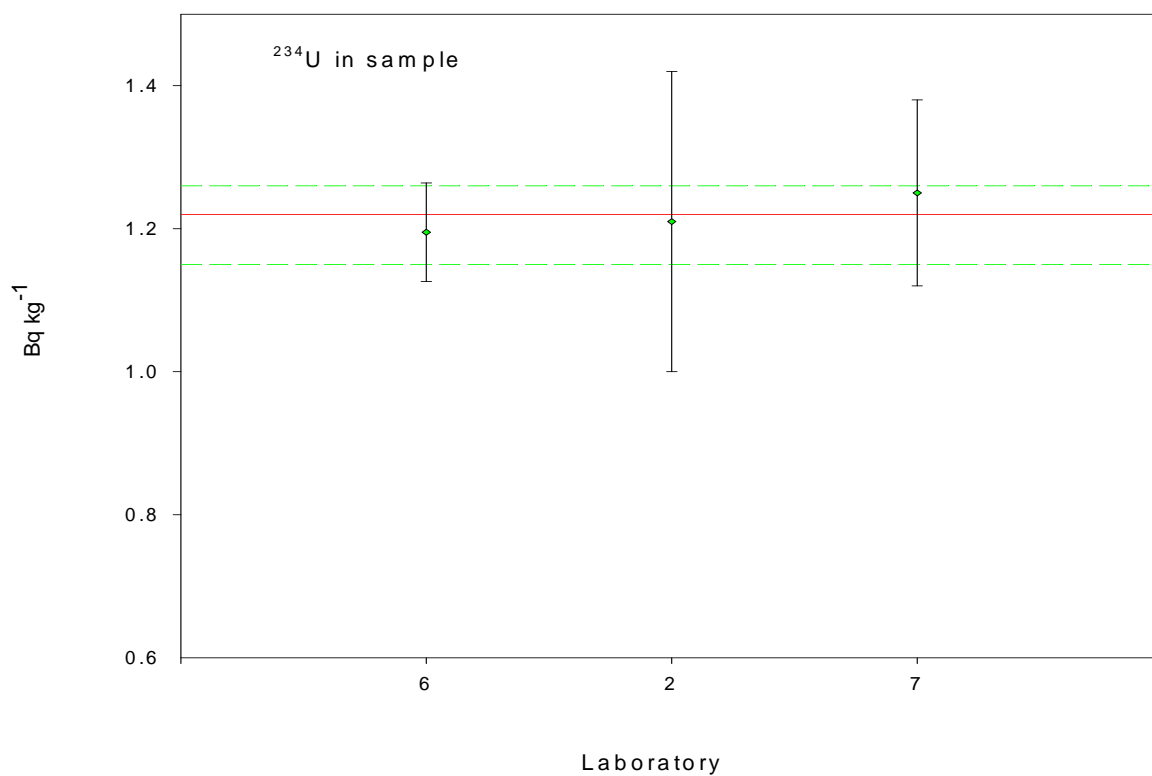


FIG. 11. Data evaluation of ^{234}U in IAEA-414.

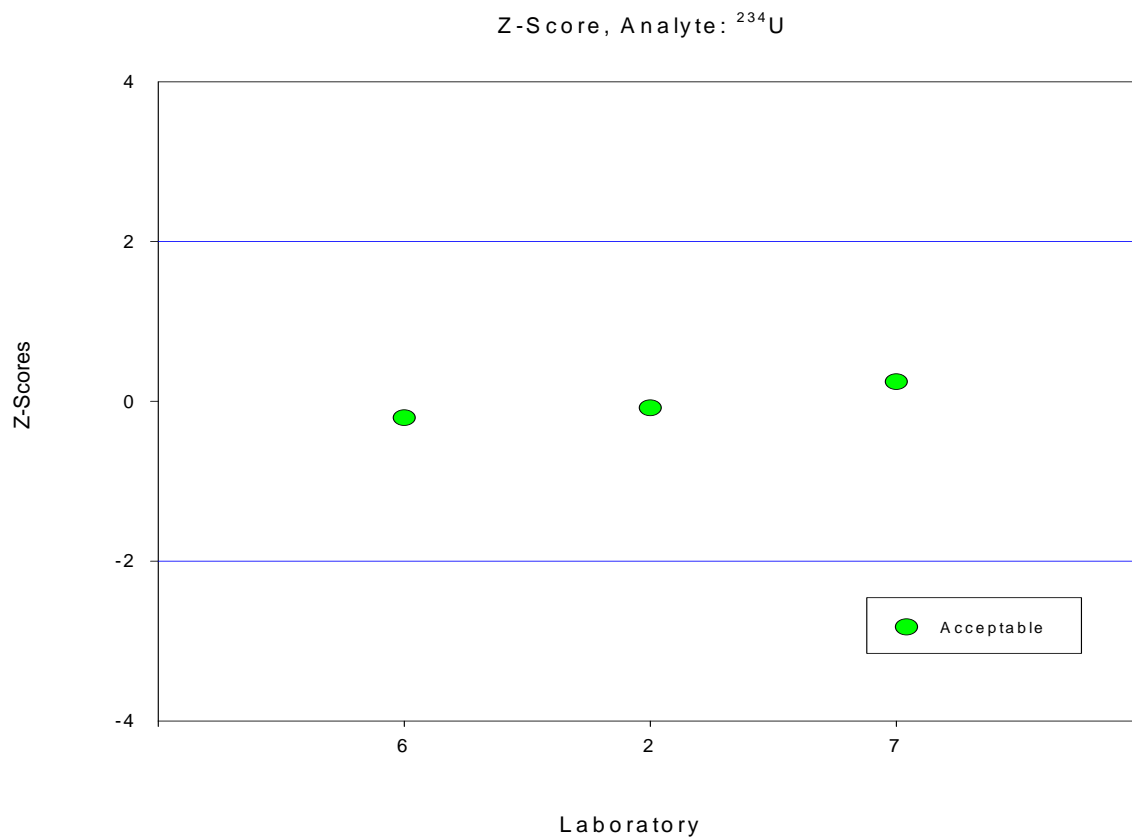


FIG. 12. Z-Score of ^{234}U in IAEA-414.

TABLE 5: EVALUATION RESULTS FOR PROFICIENCY TEST OF ²³⁵U IN IAEA-414 (TARGET VALUE: 0.05 ± 0.01 Bq kg⁻¹)

Lab Code	Lab Value	Lab Unc.	Unc. (%)	Rel. Bias	Z-Score	U-Test	Ratio	A1	A2	Trueness	P	Precision	Final Score
1	-	-	-	-	-	-	-	-	-	-	-	-	-
2	-	-	-	-	-	-	-	-	-	-	-	-	-
3	-	-	-	-	-	-	-	-	-	-	-	-	-
4	-	-	-	-	-	-	-	-	-	-	-	-	-
5	-	-	-	-	-	-	-	-	-	-	-	-	-
6	0.049	0.006	11.6	1.40	-0.14	0.06	0.99	0.0007	0.03	Passed	11.6	Passed	Acceptable
7	0.044	0.004	9.9	11.20	-1.12	0.51	0.89	0.0056	0.03	Passed	9.9	Passed	Acceptable
8	-	-	-	-	-	-	-	-	-	-	-	-	-
9	-	-	-	-	-	-	-	-	-	-	-	-	-
10	-	-	-	-	-	-	-	-	-	-	-	-	-

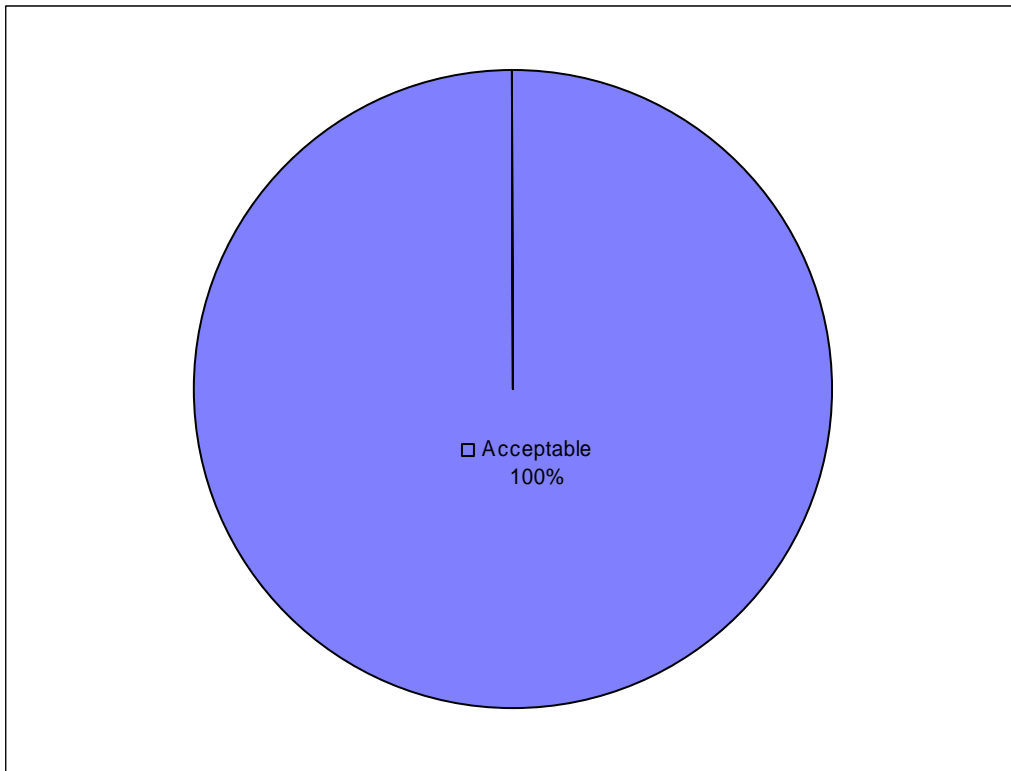


FIG. 13. Evaluation results of ^{235}U in IAEA-414.

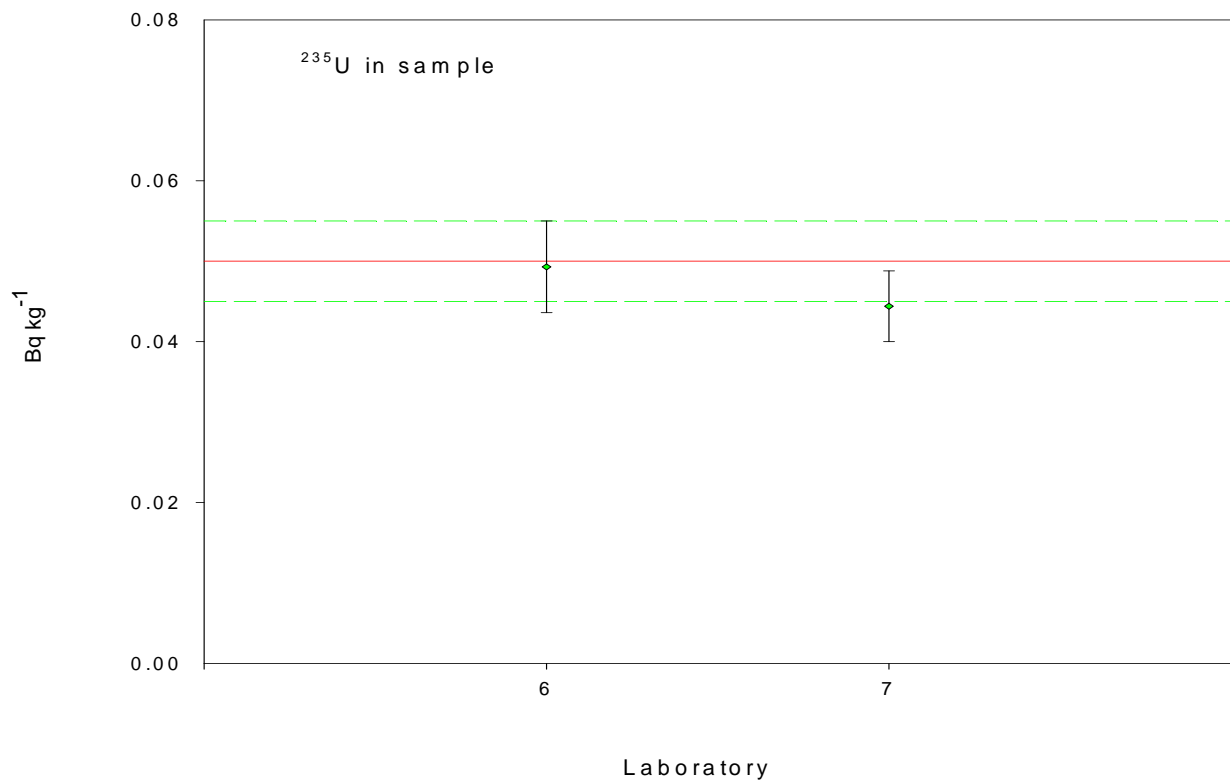


FIG. 14. Data evaluation of ^{235}U in IAEA-414.

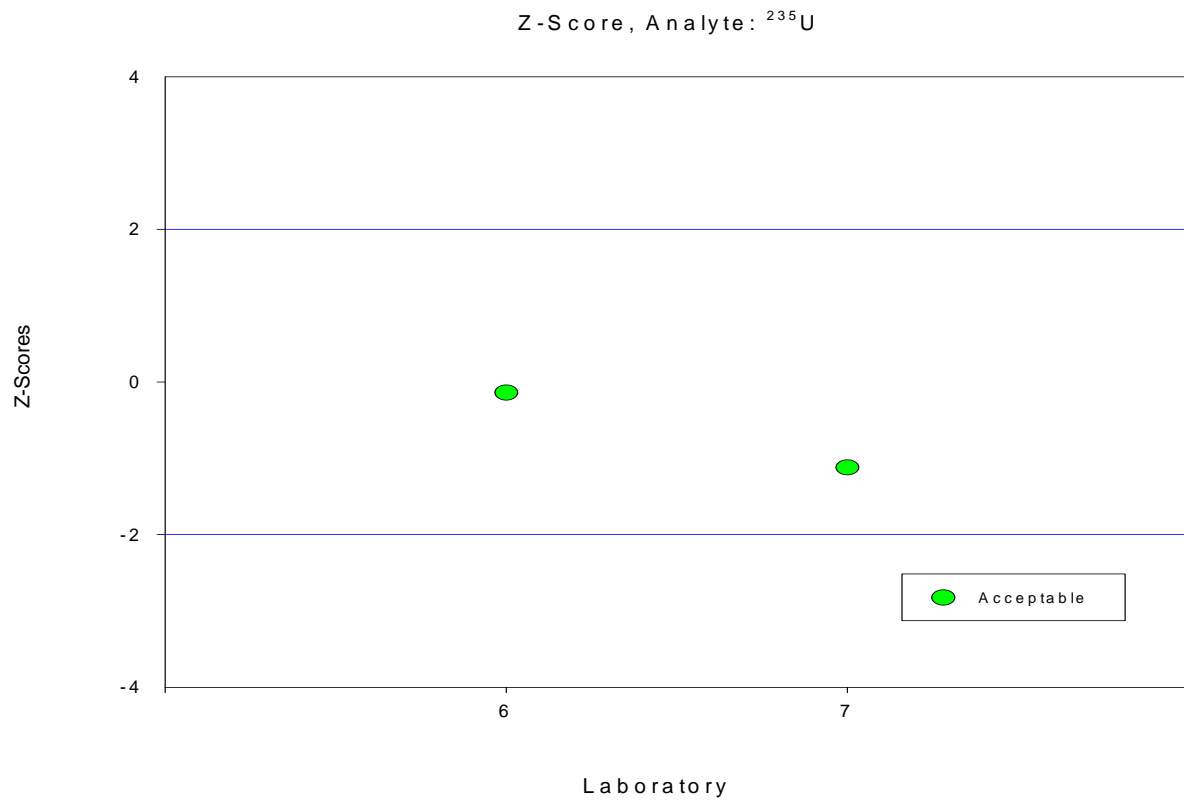


FIG. 15. Z-Score of ^{235}U in IAEA-414.

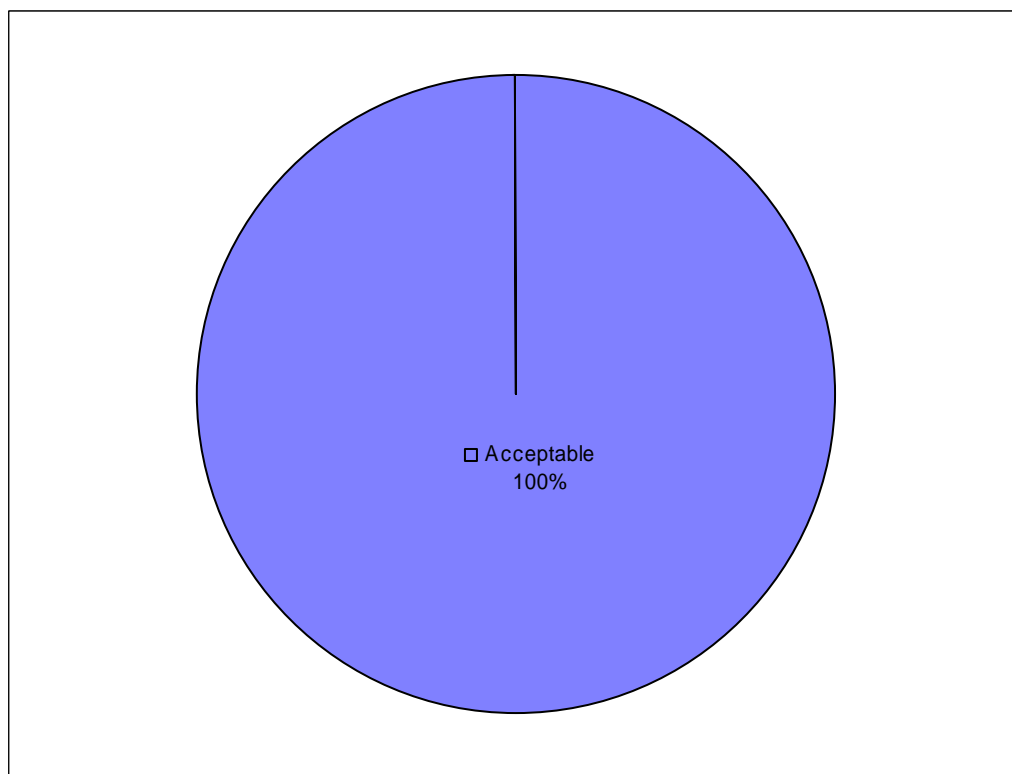


FIG. 16. Evaluation results of ^{238}U in IAEA-414.

TABLE 6: EVALUATION RESULTS FOR PROFICIENCY TEST OF ^{238}U IN IAEA-414 (TARGET VALUE: $1.11 \pm 0.08 \text{ Bq kg}^{-1}$)

Lab Code	Lab Value	Lab Unc.	Unc. (%)	Rel. Bias	Z-Score	U-Test	Ratio	A1	A2	Trueness	P	Precision	Final Score
1	-	-	-	-	-	-	-	-	-	-	-	-	-
2	1.03	0.16	15.5	7.21	-0.72	0.45	0.93	0.08	0.46	Passed	17.1	Passed	Acceptable
3	-	-	-	-	-	-	-	-	-	-	-	-	-
4	-	-	-	-	-	-	-	-	-	-	-	-	-
5	-	-	-	-	-	-	-	-	-	-	-	-	-
6	1.125	0.093	8.3	-1.35	0.14	-0.12	1.01	-0.01	0.32	Passed	11	Passed	Acceptable
7	1.16	0.12	10.3	-4.50	0.45	-0.35	1.05	-0.05	0.37	Passed	12.6	Passed	Acceptable
8	-	-	-	-	-	-	-	-	-	-	-	-	-
9	-	-	-	-	-	-	-	-	-	-	-	-	-
10	-	-	-	-	-	-	-	-	-	-	-	-	-

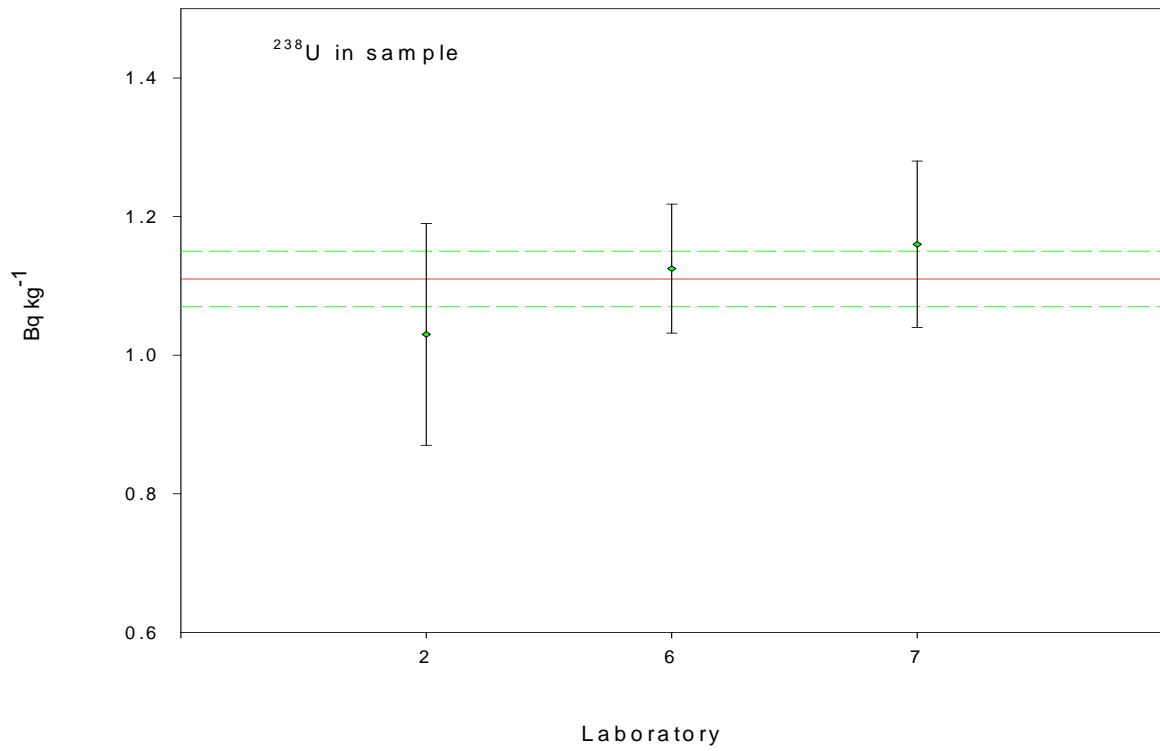


FIG. 17. Data evaluation of ^{238}U in IAEA-414.

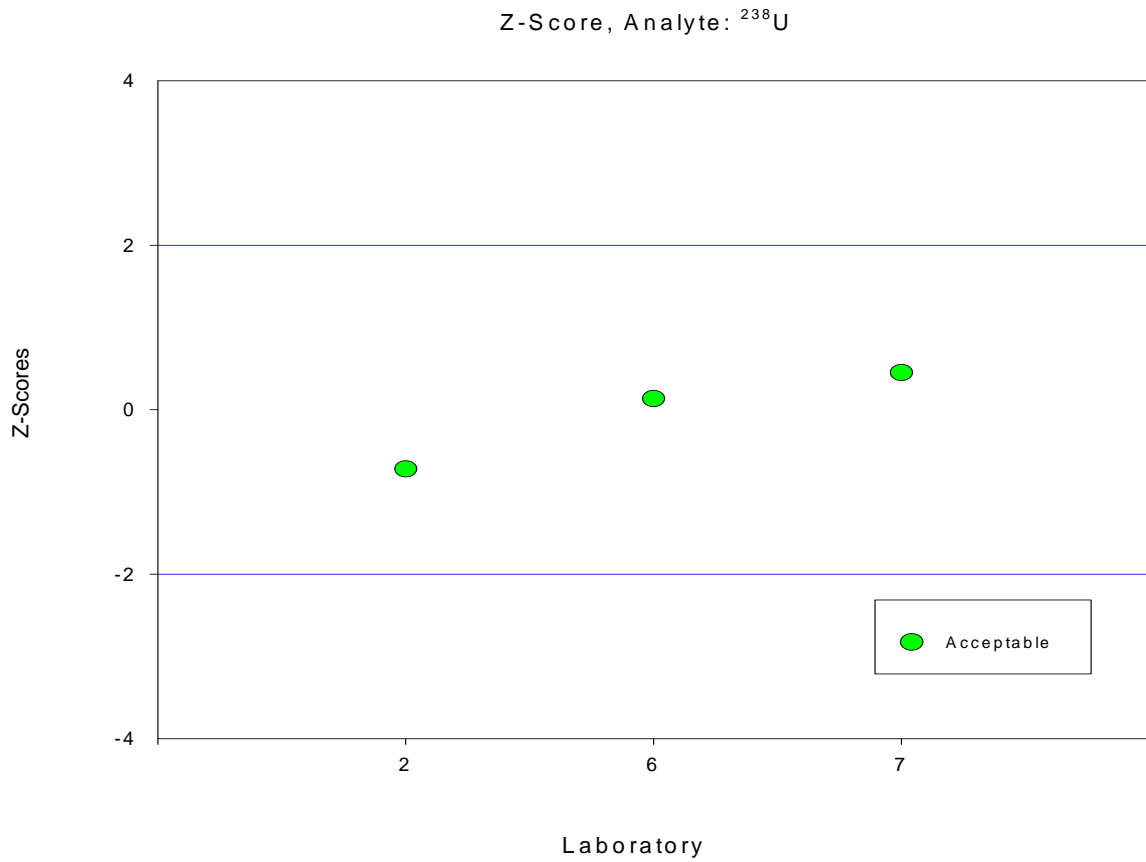


FIG. 18. Z-Score of ^{238}U in IAEA-414.

TABLE 7: EVALUATION RESULTS FOR PROFICIENCY TEST OF ^{238}Pu IN IAEA-414 (TARGET VALUE: $0.023 \pm 0.003 \text{ Bq kg}^{-1}$)

Lab Code	Lab Value	Lab Unc.	Unc. (%)	Rel. Bias	Z-Score	U-Test	Ratio	A1	A2	Trueness	P	Precision	Final Score
1	-	-	-	-	-	-	-	-	-	-	-	-	-
2	0.0205	0.0089	43.4	10.87	-1.09	0.27	0.89	0.0025	0.02	Passed	45.2	Failed	Warning
3	-	-	-	-	-	-	-	-	-	-	-	-	-
4	-	-	-	-	-	-	-	-	-	-	-	-	-
5	0.023	0.003	13.0	0.00	0.00	0.00	1.00	0	0.01	Passed	18.1	Passed	Acceptable
6	0.0219	0.0039	17.8	4.78	-0.48	0.23	0.95	0.0011	0.01	Passed	21.8	Passed	Acceptable
7	0.0215	0.0024	11.2	6.52	-0.65	0.40	0.93	0.0015	0.01	Passed	16.8	Passed	Acceptable
8	-	-	-	-	-	-	-	-	-	-	-	-	-
9	-	-	-	-	-	-	-	-	-	-	-	-	-
10	-	-	-	-	-	-	-	-	-	-	-	-	-

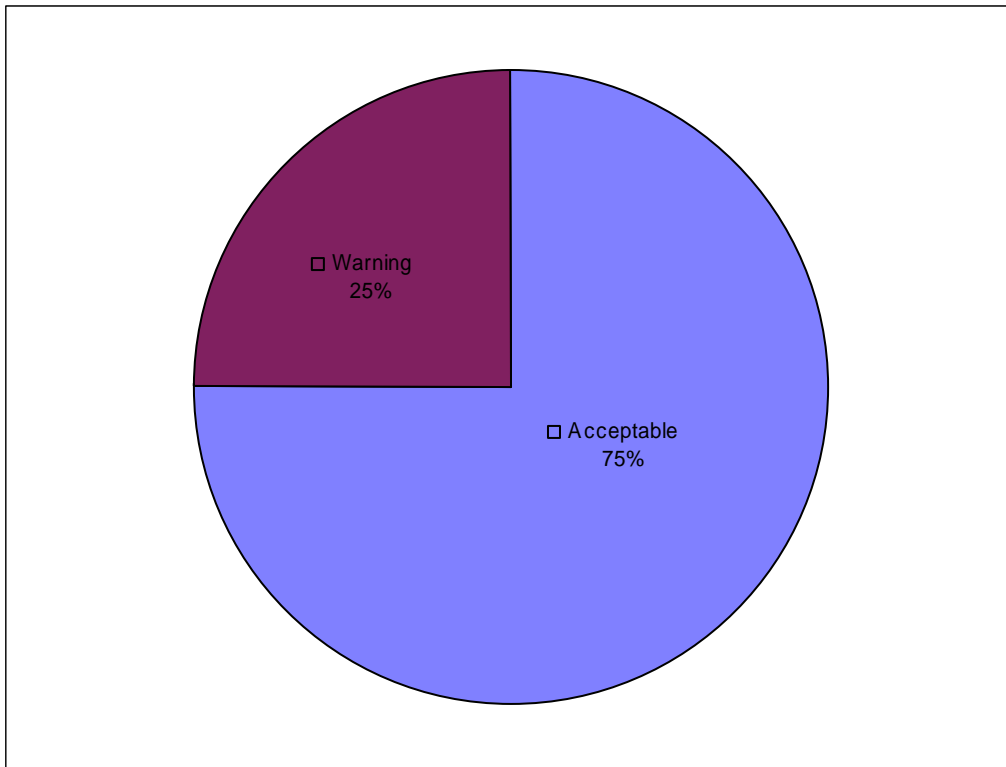


FIG. 19. Evaluation results of ^{238}Pu in IAEA-414.

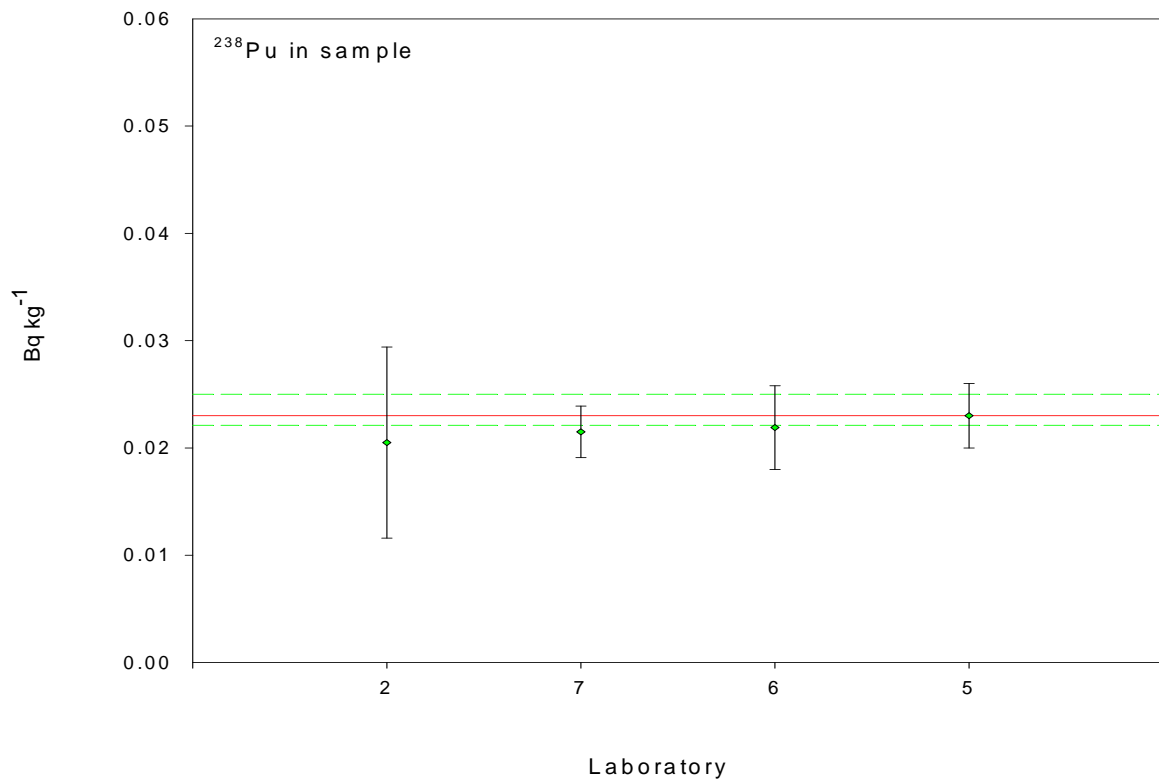


FIG. 20. Data evaluation of ^{238}Pu in IAEA-414.

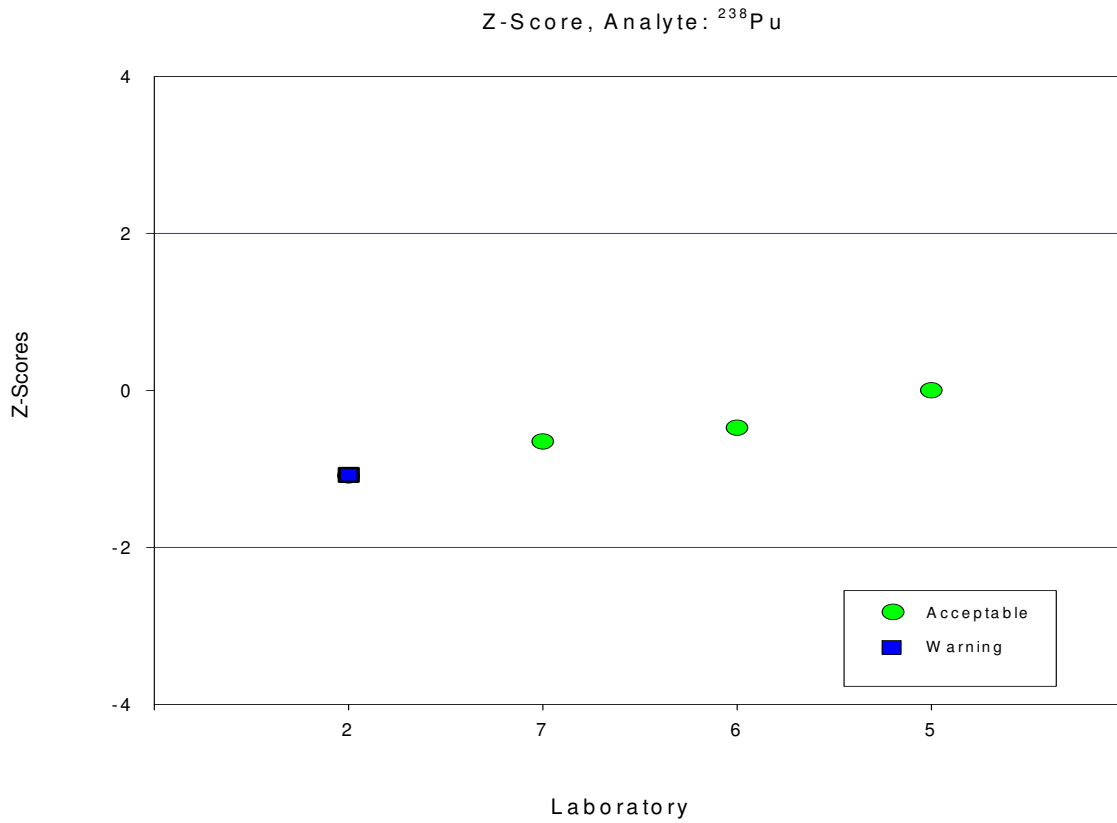


FIG. 21. Z-Score of ^{238}Pu in IAEA-414.

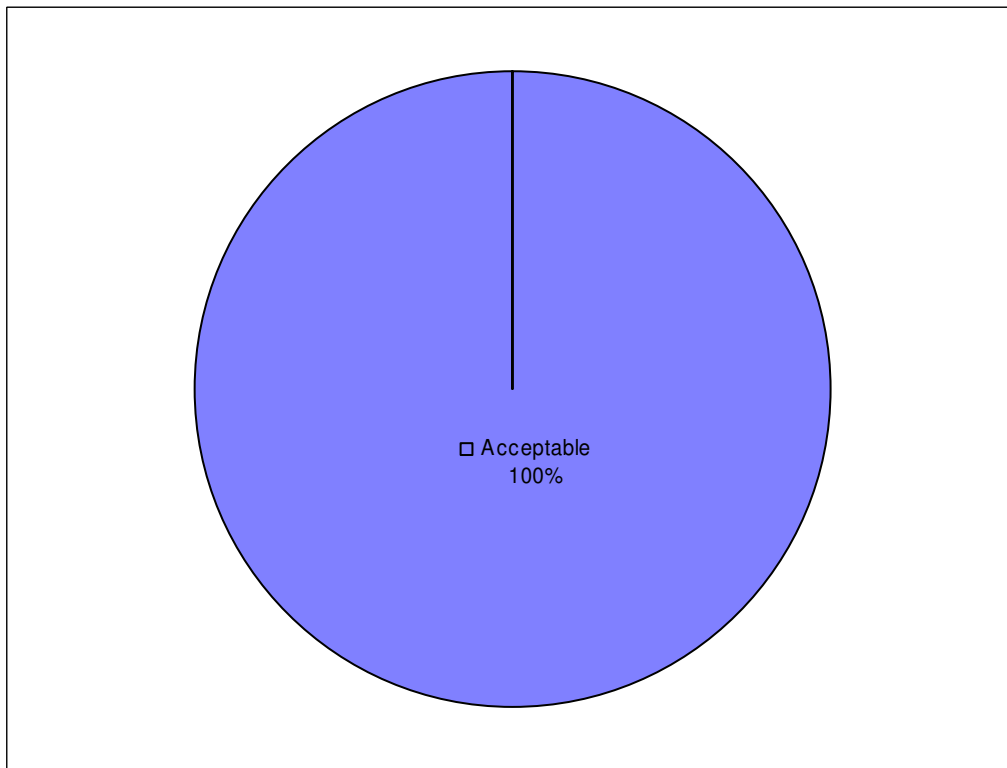


FIG. 22. Evaluation results of $^{239+240}\text{Pu}$ in IAEA-414.

TABLE 8: EVALUATION RESULTS FOR PROFICIENCY TEST OF $^{239/240}\text{Pu}$ IN IAEA-414 (TARGET VALUE: $0.120 \pm 0.007 \text{ Bq kg}^{-1}$)

Lab Code	Lab Value	Lab Unc.	Unc. (%)	Rel. Bias	Z-Score	U-Test	Ratio	A1	A2	Trueness	P	Precision	Final Score
1	-	-	-	-	-	-	-	-	-	-	-	-	-
2	0.12	0.025	20.8	0.00	0.00	1.00	1.00	0	0.07	Passed	21.6	Passed	Acceptable
3	-	-	-	-	-	-	-	-	-	-	-	-	-
4	-	-	-	-	-	-	-	-	-	-	-	-	-
5	0.14	0.008	5.7	-16.7	1.67	-1.88	1.17	-0.02	0.03	Passed	8.2	Passed	Acceptable
6	0.1165	0.0097	8.3	2.92	-0.29	0.29	0.97	0.0035	0.03	Passed	10.2	Passed	Acceptable
7	0.125	0.012	9.6	-4.17	0.42	-0.36	1.04	-0.005	0.04	Passed	11.2	Passed	Acceptable
8	-	-	-	-	-	-	-	-	-	-	-	-	-
9	-	-	-	-	-	-	-	-	-	-	-	-	-
10	-	-	-	-	-	-	-	-	-	-	-	-	-

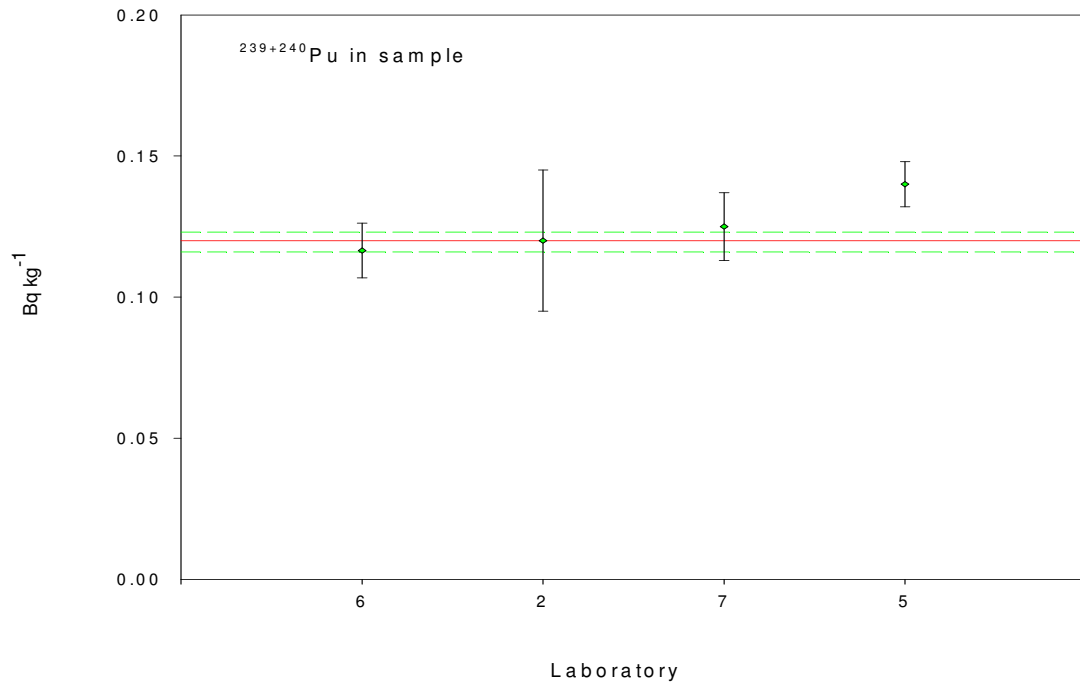


FIG. 23. Data evaluation of ²³⁹⁺²⁴⁰Pu in IAEA-414.

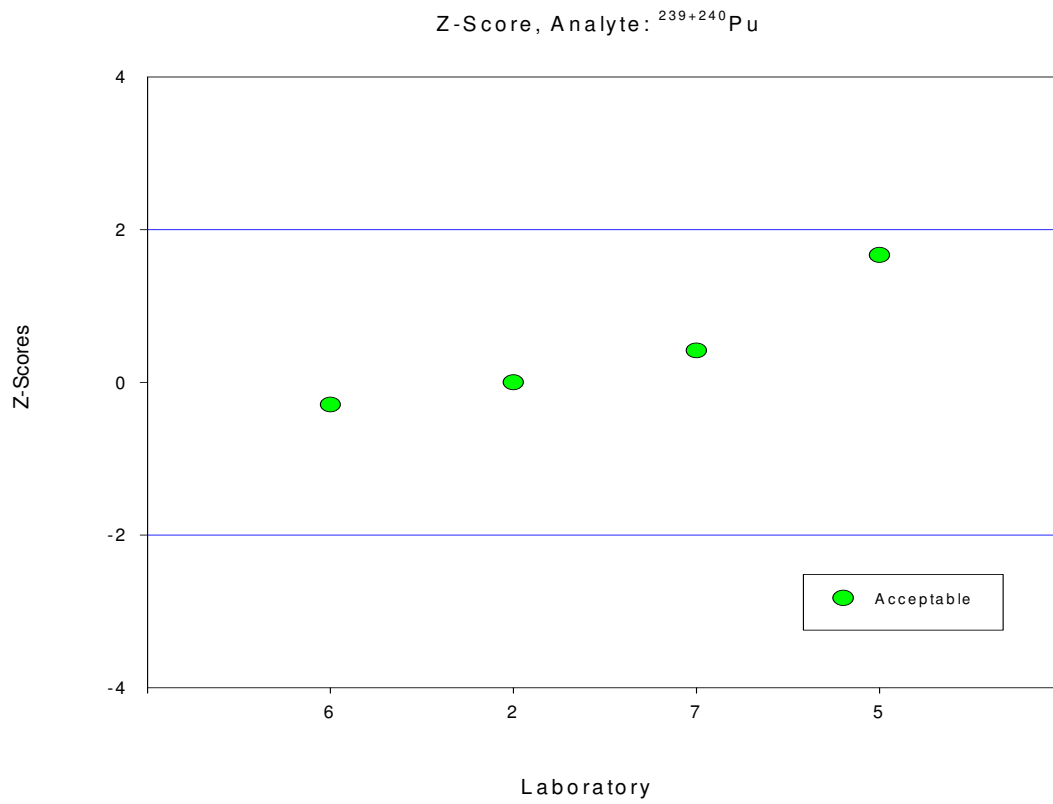


FIG. 24. Z-Score of ²³⁹⁺²⁴⁰Pu in IAEA-414.

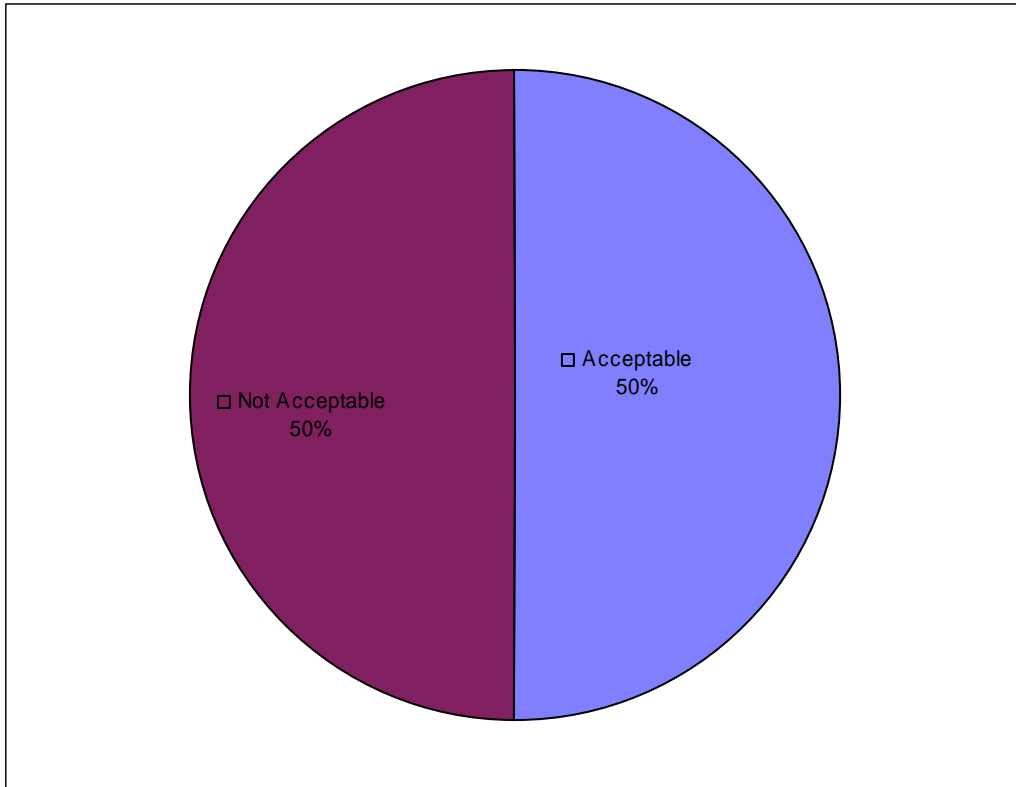


FIG. 25. Evaluation results of ^{241}Am in IAEA-414.

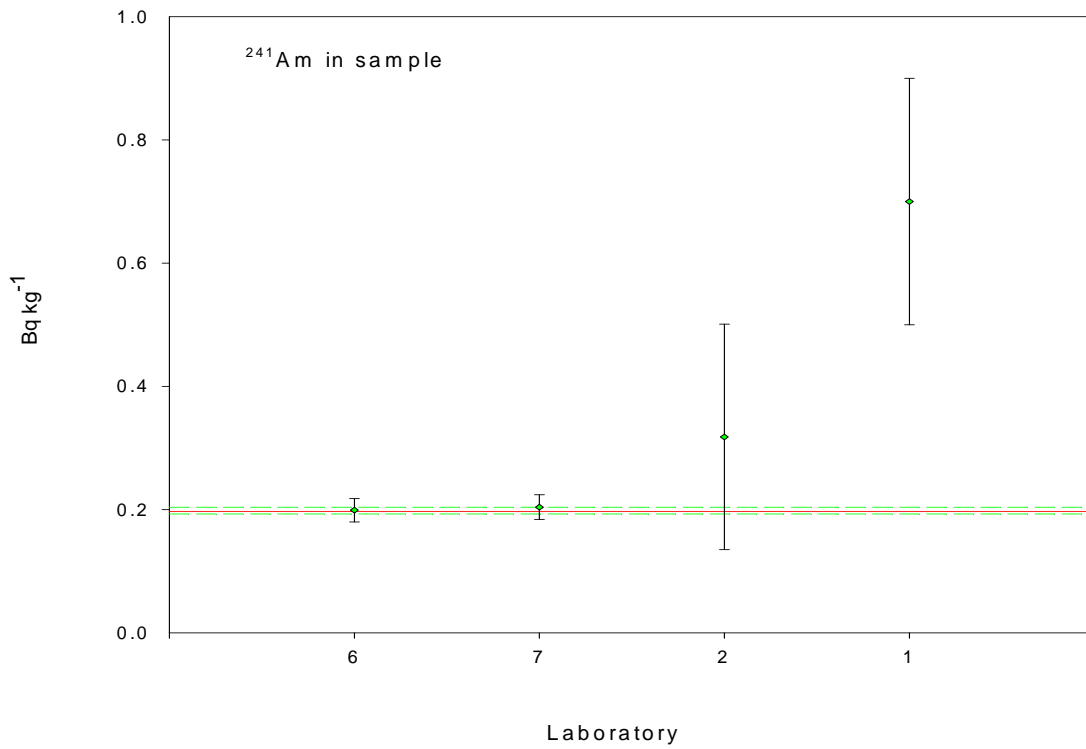


FIG. 26. Data evaluation of ^{241}Am in IAEA-414.

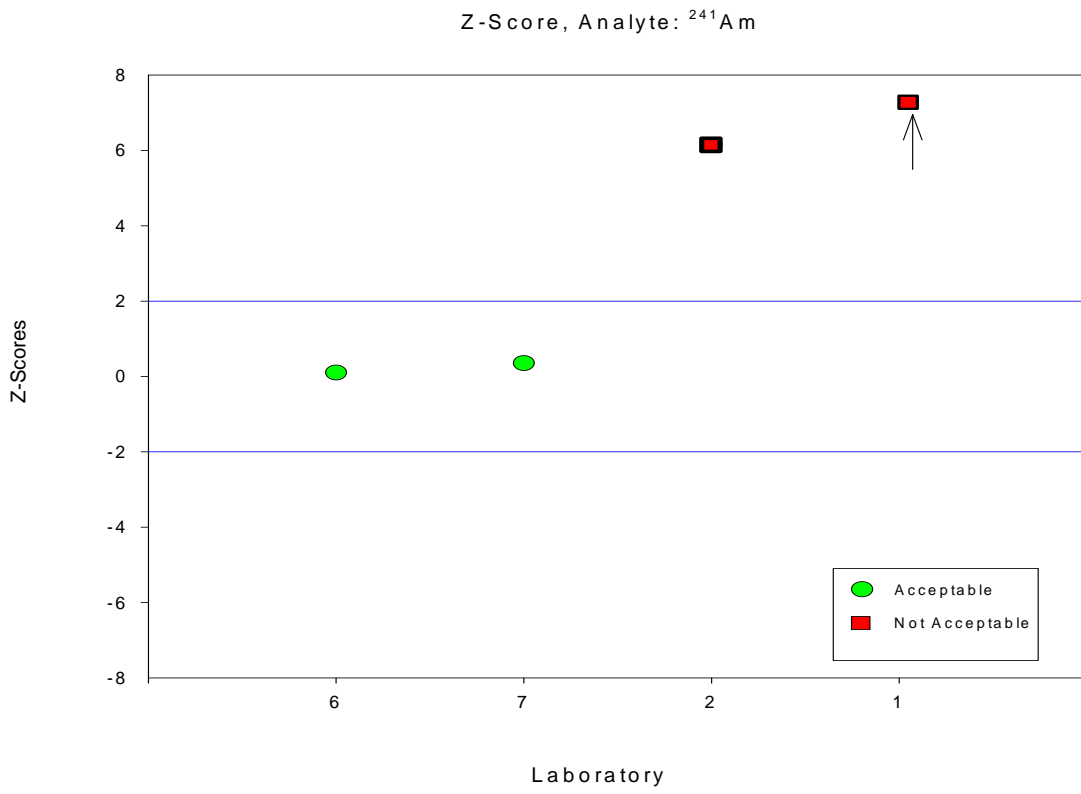


FIG. 27. Z-Score of ^{241}Am in IAEA-414.

**Appendix 3: Performance evaluation tables sorted
by laboratory code**

HELCOM-MORS proficiency test on the determination of radionuclides in fish flesh sample IAEA-414.

Laboratory N°1, Federal Maritime and Hydrographic Agency, Hamburg, Germany.

Reference Date: 01 January 1997

Analyte	IAEA Value [Bq kg ⁻¹ d.w.]	IAEA Unc. [Bq kg ⁻¹ d.w.]	Lab. Value [Bq kg ⁻¹ d.w.]	Lab. Unc. [Bq kg ⁻¹ d.w.]	Lab. Unc. (%)	Rel. Bias (%)	z- Score	u- Test	Ratio Lab/IAEA	A1	A2	Trueness	P(%)	Precision	Final Score
⁴⁰ K	481	16	425	4	0.9	11.64	-1.16	3.40	0.88	56	42.6	Failed	3.5	Passed	Warning
¹³⁷ Cs	5.18	0.10	5.25	0.17	3.2	-1.35	0.14	-0.35	1.01	-0.07	0.51	Passed	3.8	Passed	Acceptable
²⁴¹ Am	0.197	0.011	0.7	0.2	28.6	-255	25.53	-2.51	3.55	-0.5	0.52	Passed	29.1	Failed	Not Acceptable

Note: This laboratory reported two values of ²⁴¹Am, one is under the LLD. The “Lab. Values” of ⁴⁰K and ¹³⁷Cs in the table are the mean values of two reported individual determinations.

HELCOM-MORS proficiency test on the determination of radionuclides in fish flesh sample IAEA-414.

Laboratory N°2, STUK- Radiation and Nuclear Safety Authority, Helsinki, Finland.

Reference Date: 01 January 1997

Analyte	IAEA Value [Bq kg ⁻¹ d.w.]	IAEA Unc. [Bq kg ⁻¹ d.w.]	Lab. Value [Bq kg ⁻¹ d.w.]	Lab. Unc. [Bq kg ⁻¹ d.w.]	Lab. Unc. (%)	Rel. Bias (%)	z- Score	u- Test	Ratio Lab/IAEA	A1	A2	Trueness	P(%)	Precision	Final Score
⁴⁰ K	481	16	490	53	10.8	-1.87	0.19	-0.16	1.02	9	143	Passed	11.3	Passed	Acceptable
¹³⁷ Cs	5.18	0.10	5.42	0.72	13.3	-4.63	0.46	-0.33	1.05	-0.24	1.88	Passed	13.4	Passed	Acceptable
²³⁴ U	1.22	0.11	1.21	0.21	17.4	0.82	-0.08	0.04	0.99	0.01	0.61	Passed	19.6	Passed	Acceptable
²³⁸ U	1.11	0.08	1.03	0.16	15.5	7.21	-0.72	0.45	0.93	0.08	0.46	Passed	17.1	Passed	Acceptable
²³⁸ Pu	0.023	0.003	0.0205	0.0089	43.4	10.9	-1.09	0.27	0.89	0.0025	0.02	Passed	45.2	Failed	Warning
²³⁹⁺²⁴⁰ Pu	0.120	0.007	0.120	0.025	20.8	0.00	0.00	0.00	1.00	0	0.07	Passed	21.6	Passed	Acceptable
²⁴¹ Am	0.197	0.011	0.318	0.183	57.5	-61.4	6.14	-0.66	1.61	-0.121	0.47	Passed	57.8	Failed	Not Acceptable

Note: The "Lab. Values" of all radionuclides in the table are the mean values of two reported individual analyses.

HELCOM-MORS proficiency test on the determination of radionuclides in fish flesh sample IAEA-414.

Laboratory N°3, Estonian Radiation Protection Centre, Tallinn, Estonia.

Reference Date: 01 January 1997

Analyte	IAEA Value [Bq kg ⁻¹ d.w.]	IAEA Unc. [Bq kg ⁻¹ d.w.]	Lab. Value [Bq kg ⁻¹ d.w.]	Lab. Unc. [Bq kg ⁻¹ d.w.]	Lab. Unc. (%)	Rel. Bias (%)	z- Score	u- Test	Ratio Lab/IAEA	A1	A2	Trueness	P(%)	Precision	Final Score
⁴⁰ K	481	16	467.5	47.7	10.2	2.81	-0.28	0.27	0.97	13.5	129.8	Passed	10.7	Passed	Acceptable
¹³⁷ Cs	5.18	0.10	6.5	1.5	23.1	-25.48	2.55	-0.88	1.25	-1.32	3.88	Passed	23.2	Failed	Not Acceptable

Note: The “Lab. Values” of ⁴⁰K and ¹³⁷Cs in the table are the mean values of two reported individual analyses.

HELCOM-MORS proficiency test on the determination of radionuclides in fish flesh sample IAEA-414.

Laboratory N°4, Institute of Meteorology and Water Management, Maritime Branch, Gdynia, Poland.

Reference Date: 01 January 1997

Analyte	IAEA Value [Bq kg ⁻¹ d.w.]	IAEA Unc. [Bq kg ⁻¹ d.w.]	Lab. Value [Bq kg ⁻¹ d.w.]	Lab. Unc. [Bq kg ⁻¹ d.w.]	Lab. Unc. (%)	Rel. Bias (%)	z- Score	u- Test	Ratio Lab/IAEA	A1	A2	Trueness	P(%)	Precision	Final Score
⁴⁰ K	481	16	474.5	19.3	4.1	1.35	-0.14	0.26	0.99	6.5	64.68	Passed	5.2	Passed	Acceptable
¹³⁷ Cs	5.18	0.10	5.06	0.64	12.6	2.32	-0.23	0.19	0.98	0.12	1.67	Passed	12.8	Passed	Acceptable

Note: The “Lab. Values” of ⁴⁰K and ¹³⁷Cs in the table are the mean values of three and six reported individual analyses, respectively.

HELCOM-MORS PROFICIENCY TEST ON THE DETERMINATION OF RADIONUCLIDES IN FISH FLESH SAMPLE IAEA-414.

Laboratory N°5, Central Laboratory for Radiological Protection, Warsaw, Poland.

Reference Date: 01 January 1997

Analyte	IAEA Value [Bq kg ⁻¹ d.w.]	IAEA Unc. [Bq kg ⁻¹ d.w.]	Lab. Value [Bq kg ⁻¹ d.w.]	Lab. Unc. [Bq kg ⁻¹ d.w.]	Lab. Unc. (%)	Rel. Bias (%)	z- Score	u- Test	Ratio Lab/IAEA	A1	A2	Trueness	P(%)	Precision	Final Score
⁴⁰ K	481	16	517	14	2.8	-7.59	0.76	-1.70	1.08	36.5	55.5	Passed	4.3	Passed	Acceptable
¹³⁷ Cs	5.18	0.10	5.15	0.20	3.9	0.58	-0.06	0.13	0.99	0.03	0.58	Passed	4.3	Passed	Acceptable
²³⁸ Pu	0.023	0.003	0.023	0.003	13.0	0.00	0.00	0.00	1.00	0	0.01	Passed	18.1	Passed	Acceptable
²³⁹⁺²⁴⁰ Pu	0.120	0.007	0.140	0.008	5.7	-16.67	1.67	-1.88	1.17	-0.02	0.03	Passed	8.2	Passed	Acceptable

Note: The "Lab. Values" of ⁴⁰K, ¹³⁷Cs, ²³⁸Pu and ²³⁹⁺²⁴⁰Pu in the table are the mean values of two reported individual analyses.

HELCOM-MORS PROFICIENCY TEST ON THE DETERMINATION OF RADIONUCLIDES IN FISH FLESH SAMPLE IAEA-414.

Laboratory N°6, Institute of Fishery Ecology, Hamburg, Germany.

Reference Date: 01 January 1997

Analyte	IAEA Value [Bq kg ⁻¹ d.w.]	IAEA Unc. [Bq kg ⁻¹ d.w.]	Lab. Value [Bq kg ⁻¹ d.w.]	Lab. Unc. [Bq kg ⁻¹ d.w.]	Lab. Unc. (%)	Rel. Bias (%)	z- Score	u- Test	Ratio Lab/IAEA	A1	A2	Trueness	P (%)	Precision	Final Score
⁴⁰ K	481	16	462	15	3.2	3.95	-0.40	0.87	0.96	19	56.6	Passed	4.6	Passed	Acceptable
¹³⁷ Cs	5.18	0.10	5.36	0.21	3.9	-3.47	0.35	-0.77	1.03	-0.18	0.60	Passed	4.4	Passed	Acceptable
²³² Th	0.028	0.006	0.0274	0.0056	20.4	2.14	-0.21	0.07	0.98	0.0006	0.02	Passed	23.1	Passed	Acceptable
²³⁴ U	1.22	0.11	1.195	0.069	5.8	2.05	-0.20	0.19	0.98	0.025	0.34	Passed	10.7	Passed	Acceptable
²³⁵ U	0.05	0.01	0.049	0.006	11.6	1.40	-0.14	0.06	0.99	0.0007	0.03	Passed	11.6	Passed	Acceptable
²³⁸ U	1.11	0.08	1.125	0.093	8.3	-1.35	0.14	-0.12	1.01	-0.015	0.32	Passed	11	Passed	Acceptable
²³⁸ Pu	0.023	0.003	0.0219	0.0039	17.8	4.78	-0.48	0.23	0.95	0.0011	0.01	Passed	21.8	Passed	Acceptable
²³⁹⁺²⁴⁰ Pu	0.120	0.007	0.1165	0.0097	8.3	2.92	-0.29	0.29	0.97	0.0035	0.03	Passed	10.2	Passed	Acceptable
²⁴¹ Am	0.197	0.011	0.199	0.019	9.5	-1.02	0.10	-0.09	1.01	-0.002	0.06	Passed	11.1	Passed	Acceptable

Note: The “Lab. Values” of ⁴⁰K and ¹³⁷Cs are the mean values of six reported individual analyses. The “Lab. Values” for all other radionuclides are the mean values of two reported individual analyses.

HELCOM-MORS PROFICIENCY TEST ON THE DETERMINATION OF RADIONUCLIDES IN FISH FLESH SAMPLE IAEA-414.

Laboratory N°7, Riso National Laboratory, Roskilde, Denmark.

Reference Date: 01 January 1997

Analyte	IAEA Value [Bq kg ⁻¹ d.w.]	IAEA Unc. [Bq kg ⁻¹ d.w.]	Lab. Value [Bq kg ⁻¹ d.w.]	Lab. Unc. [Bq kg ⁻¹ d.w.]	Lab. Unc. (%)	Rel. Bias (%)	z- Score	u- Test	Ratio Lab/IAEA	A1	A2	Trueness	P (%)	Precision	Final Score
⁴⁰ K	481	16	502	50	10.0	-4.37	0.44	-0.40	1.04	21	135.4	Passed	10.5	Passed	Acceptable
¹³⁷ Cs	5.18	0.10	5.02	0.43	8.6	3.09	-0.31	0.36	0.97	0.16	1.14	Passed	8.8	Passed	Acceptable
²³² Th	0.028	0.006	0.029	0.0029	10.0	-3.57	0.36	-0.15	1.04	-0.001	0.02	Passed	23.6	Passed	Acceptable
²³⁴ U	1.22	0.11	1.25	0.13	10.4	-2.46	0.25	-0.18	1.02	-0.03	0.44	Passed	13.8	Passed	Acceptable
²³⁵ U	0.05	0.01	0.0444	0.0044	9.9	11.20	-1.12	0.51	0.89	0.0056	0.03	Passed	9.9	Passed	Acceptable
²³⁸ U	1.11	0.08	1.16	0.12	10.3	-4.50	0.45	-0.35	1.05	-0.05	0.37	Passed	12.6	Passed	Acceptable
²³⁸ Pu	0.023	0.003	0.0215	0.0024	11.2	6.52	-0.65	0.40	0.93	0.0015	0.01	Passed	16.8	Passed	Acceptable
²³⁹⁺²⁴⁰ Pu	0.120	0.007	0.125	0.012	9.6	-4.17	0.42	-0.36	1.04	-0.005	0.04	Passed	11.2	Passed	Acceptable
²⁴¹ Am	0.197	0.011	0.204	0.02	9.8	-3.55	0.36	-0.31	1.04	-0.007	0.06	Passed	11.3	Passed	Acceptable

Note: The "Lab. Values" of all radionuclides in the table are the mean values of four to six reported individual analyses.

HELCOM-MORS PROFICIENCY TEST ON THE DETERMINATION OF RADIONUCLIDES IN FISH FLESH SAMPLE IAEA-414.

Laboratory N°8, Radiology Division, Environmental Research Department, Vilnius, Lithuania.

Reference Date: 01 January 1997

Analyte	IAEA Value [Bq kg ⁻¹ d.w.]	IAEA Unc. [Bq kg ⁻¹ d.w.]	Lab. Value [Bq kg ⁻¹ d.w.]	Lab. Unc. [Bq kg ⁻¹ d.w.]	Lab. Unc. (%)	Rel. Bias (%)	z- Score	u- Test	Ratio Lab/IAEA	A1	A2	Trueness	P (%)	Precision	Final Score
⁴⁰ K	481	16	438	36	8.2	8.94	-0.89	1.09	0.91	43	101.6	Passed	8.9	Passed	Acceptable
¹³⁷ Cs	5.18	0.10	5.28	1.13	8.6	3.09	-0.31	0.36	0.97	0.16	1.14	Passed	8.8	Passed	Acceptable

Note: The “Lab. Values” of all radionuclides in the table are the mean values of two reported individual analysis.

HELCOM-MORS PROFICIENCY TEST ON THE DETERMINATION OF RADIONUCLIDES IN FISH FLESH SAMPLE IAEA-414.

Laboratory N°9, V.G. Khlopin Radium Institute, Saint-Petersburg, Russia.

Reference Date: 01 January 1997

Analyte	IAEA Value [Bq kg ⁻¹ d.w.]	IAEA Unc. [Bq kg ⁻¹ d.w.]	Lab. Value [Bq kg ⁻¹ d.w.]	Lab. Unc. [Bq kg ⁻¹ d.w.]	Lab. Unc. (%)	Rel. Bias (%)	z- Score	u-Test	Ratio Lab/IAEA	A1	A2	Trueness	P (%)	Precision	Final Score
⁴⁰ K	481	16	513	35	6.8	-6.65	0.67	-0.83	1.07	32	99.3	Passed	7.6	Passed	Acceptable
¹³⁷ Cs	5.18	0.10	5.78	0.65	11.1	-13.32	1.33	-1.05	1.13	-0.69	1.70	Passed	11.2	Passed	Acceptable

Note: The “Lab. Values” of all radionuclides in the table are the mean values of two reported individual analyses.

HELCOM-MORS PROFICIENCY TEST ON THE DETERMINATION OF RADIONUCLIDES IN FISH FLESH SAMPLE IAEA-414.

Laboratory N°10, Swedish Radiation Safety Authority, Sweden.

Reference Date: 01 January 1997

Analyte	IAEA Value [Bq kg ⁻¹ d.w.]	IAEA Unc. [Bq kg ⁻¹ d.w.]	Lab. Value [Bq kg ⁻¹ d.w.]	Lab. Unc. [Bq kg ⁻¹ d.w.]	Lab. Unc. (%)	Rel. Bias (%)	z- Score	u- Test	Ratio Lab/IAEA	A1	A2	Trueness	P (%)	Precision	Final Score
¹³⁷ Cs	5.18	0.10	5.23	0.68	13	-0.97	0.10	-0.07	1.01	-0.05	1.77	Passed	13.1	Passed	Acceptable

Note: The “Lab. Value” of ¹³⁷Cs in the table is the mean value of nine reported individual analysis.

REFERENCES

- [1] SANCHEZ-CABEZA, J.-A., PHAM, M.K, POVINEC P.P., IAEA programme on the quality of marine radioactivity data, *J. Environ. Rad.* 99 (2008) 1680-1686.
- [2] POVINEC, P.P., PHAM, M.K., IAEA reference materials for quality assurance of marine radioactivity measurements. *J. Radioanal. Nucl. Chem.* 248 (1), (2001) 211-216.
- [3] PHAM M.K., LA RORA J., LEE S.-H., POVINEC P.P.“Report on the worldwide intercomparison IAEA-414, Radionuclides in mixed fish from Irish Sea and North Sea”, *IAEA/AL/145, IAEA/MEL/73, IAEA*, Monaco, (2004) 81p.
- [4] PHAM M.K., SANCHEZ-CABEZA J.-A., POVINEC P.P et al. Certified reference material for radionuclides in fish flesh sample IAEA-414 (mixed fish from the Irish sea and North sea). *Appl. Radiat. Isotopes* 64, (2006) 1253-1259.
- [5] SHAKHASHIRO A., SANSONE U., TRINKL A., MAKAREWICZ M., YONEZAWA C., KIM C.K., KIS-BENEDEK G., BENESCH T., SCHORN R. Report on the IAEA-CU-2006-04 ALMERA, Proficiency Test on the Determination of Gamma Emitting radionuclides. *IAEA/AL/170, Seibersdorf*, (2007) 74p.
- [6] SHAKHASHIRO, A., FAJGELJ, A., SANSONE, U., Comparison of Different Approaches To Evaluate Proficiency Test Data, Presented and accepted in the publications of the International Workshop on Combining and Reporting Analytical Results. The Role of (metrological) Traceability and (measurement) Uncertainty for Comparing Analytical Results, Rome 6-8 March, 2006.
- [7] BROOKES, C.J., BETTELEY, I.G., LOXTON, S.M., *Fundamentals of Mathematics and Statistics*, Wiley 1979.
- [8] ISO, *Proficiency Testing and Interlaboratory Comparisons, Guide 43*, ISO/IEC, Geneva (1997).
- [9] International Standard Organization (ISO) *Guide to the expression of uncertainty in measurement*. ISO, Geneva (1993).
- [10] TAYLOR, B.N. and KUYATT, C.E. *Guidelines for Evaluating and Expressing the Uncertainty of NIST Measurement results; NIST Technical Note 1297*, Washington DC (1994), 20p.

LIST OF PARTICIPATING LABORATORIES

Sven Nielsen

Risoe National Laboratory

(Lab Code 7)

NUK-204

P.O. Box 49

4000 Roskilde

DENMARK

E-mail: sven.nielsen@risoe.dk

Eia Jakobson

Estonia Radiation Protection Centre

(Lab Code 3)

Kopli 76

0004 Tallinn

ESTONIA

E-mail: Eia.Jakobson@kiirguskeskus.ee

Tarja K. Ikäheimonen

Research and Environmental Surveillance

STUK - Radiation and Nuclear Safety

Authority

(Lab Code 2)

P.O. Box 14

00881 Helsinki

FINLAND

E-mail: Tarja.Ikaheimonen@stuk.fi

Günter Kanisch/ Ulrich Rieth

Johann Heinrich von Thünen-Institute (vTI)

Federal Research Institute for Rural Areas,

Forestry and Fisheries

Institute of Fishery Ecology

(Lab Code 6)

Marckmannstraße 129b, Building 4

20539 Hamburg

GERMANY

E-mail: Guenther.Kanisch@vti.bund.de

Jürgen Herrmann

Federal Maritime and Hydrographic Agency

(BSH)

Radioactivity of the Sea

(Lab Code 1)

Wüstland 2

22589 Hamburg

GERMANY

E-mail: juergen.herrmann@bsh.de

Beta Vilimaite-Silobritiene

Radiology Division

(Lab Code 8)

Environmental Research Department

Environmental Protection Agency

Rudnios 6-504

09300 Vilnius

LITHUANIA

E-mail: b.silobritiene@aaa.am.lt

Tamara Zalewska

Institute of Meteorology and Water
Management, Maritime Branch

(Lab Code 4)

Waszyngtona 42

81-342 Gdynia

POLAND

E-mail: tamara.zalewska@imgw.pl

Maria Suplinska

Central Laboratory for Radiological
Protection

(Lab Code 5)

Department of Radiation Hygiene

Konwaliowa 7

03-194 Warsaw

POLAND

E-mail: suplinska@clor.waw.pl

Victor P. Tishkov

V.G. Khlopin Radium Institute

(Lab Code 9)

2nd Murinskij Av., 28

194021 St. Petersburg

RUSSIA

Lena Wallberg

Swedish Radiation Safety Authority

(Lab Code 10)

17116 Stockholm

SWEDEN

E-mail: Lena.Wallberg@ssi.se

Note: Laboratory codes are given in parentheses next to the name of the respective laboratory.

CONTRIBUTORS TO DRAFTING AND REVIEW

Osvath, I. International Atomic Energy Agency

Pham, M.K. International Atomic Energy Agency

Sanchez-Cabeza, J.-A. International Atomic Energy Agency



Where to order IAEA publications

In the following countries IAEA publications may be purchased from the sources listed below, or from major local booksellers. Payment may be made in local currency or with UNESCO coupons.

Australia

DA Information Services, 648 Whitehorse Road, Mitcham Victoria 3132
Telephone: +61 3 9210 7777 • Fax: +61 3 9210 7788
Email: service@dadirect.com.au • Web site: <http://www.dadirect.com.au>

Belgium

Jean de Lannoy, avenue du Roi 202, B-1190 Brussels
Telephone: +32 2 538 43 08 • Fax: +32 2 538 08 41
Email: jean.de.lannoy@infoboard.be • Web site: <http://www.jean-de-lannoy.be>

Canada

Bernan Associates, 4611-F Assembly Drive, Lanham, MD 20706-4391, USA
Telephone: 1-800-865-3457 • Fax: 1-800-865-3450
Email: order@bernan.com • Web site: <http://www.bernan.com>

Renouf Publishing Company Ltd., 1-5369 Canotek Rd., Ottawa, Ontario, K1J 9J3
Telephone: +613 745 2665 • Fax: +613 745 7660
Email: order.dept@renoufbooks.com • Web site: <http://www.renoufbooks.com>

China

IAEA Publications in Chinese: China Nuclear Energy Industry Corporation, Translation Section, P.O. Box 2103, Beijing

Czech Republic

Suweco CZ, S.R.O. Klecakova 347, 180 21 Praha 9
Telephone: +420 26603 5364 • Fax: +420 28482 1646
Email: nakup@suweco.cz • Web site: <http://www.suweco.cz>

Finland

Akateeminen Kirjakauppa, PL 128 (Keskuskatu 1), FIN-00101 Helsinki
Telephone: +358 9 121 41 • Fax: +358 9 121 4450
Email: akatilaus@akateeminen.com • Web site: <http://www.akateeminen.com>

France

Form-Edit, 5, rue Janssen, P.O. Box 25, F-75921 Paris Cedex 19
Telephone: +33 1 42 01 49 49 • Fax: +33 1 42 01 90 90 • Email: formedit@formedit.fr

Lavoisier SAS, 14 rue de Provigny, 94236 Cachan Cedex
Telephone: + 33 1 47 40 67 00 • Fax +33 1 47 40 67 02
Email: livres@lavoisier.fr • Web site: <http://www.lavoisier.fr>

Germany

UNO-Verlag, Vertriebs- und Verlags GmbH, August-Bebel-Allee 6, D-53175 Bonn
Telephone: +49 02 28 949 02-0 • Fax: +49 02 28 949 02-22
Email: info@uno-verlag.de • Web site: <http://www.uno-verlag.de>

Hungary

Librotrade Ltd., Book Import, P.O. Box 126, H-1656 Budapest
Telephone: +36 1 257 7777 • Fax: +36 1 257 7472 • Email: books@librotrade.hu

India

Allied Publishers Group, 1st Floor, Dubash House, 15, J. N. Heredia Marg, Ballard Estate, Mumbai 400 001,
Telephone: +91 22 22617926/27 • Fax: +91 22 22617928
Email: alliedpl@vsnl.com • Web site: <http://www.alliedpublishers.com>

Bookwell, 24/4800, Ansari Road, Darya Ganj, New Delhi 110002
Telephone: +91 11 23268786, +91 11 23257264 • Fax: +91 11 23281315
Email: bookwell@vsnl.net • Web site: <http://www.bookwellindia.com>

Italy

Libreria Scientifica Dott. Lucio di Biasio "AEIOU", Via Coronelli 6, I-20146 Milan
Telephone: +39 02 48 95 45 52 or 48 95 45 62 • Fax: +39 02 48 95 45 48

Japan

Maruzen Company, Ltd., 13-6 Nihonbashi, 3 chome, Chuo-ku, Tokyo 103-0027
Telephone: +81 3 3275 8582 • Fax: +81 3 3275 9072
Email: journal@maruzen.co.jp • Web site: <http://www.maruzen.co.jp>

Korea, Republic of

KINS Inc., Information Business Dept. Samho Bldg. 2nd Floor, 275-1 Yang Jae-dong SeoCho-G, Seoul 137-130
Telephone: +02 589 1740 • Fax: +02 589 1746
Email: sj8142@kins.co.kr • Web site: <http://www.kins.co.kr>

Netherlands

Martinus Nijhoff International, Koraalrood 50, P.O. Box 1853, 2700 CZ Zoetermeer
Telephone: +31 793 684 400 • Fax: +31 793 615 698 • Email: info@nijhoff.nl • Web site: <http://www.nijhoff.nl>

Swets and Zeitlinger b.v., P.O. Box 830, 2160 SZ Lisse
Telephone: +31 252 435 111 • Fax: +31 252 415 888 • Email: infoho@swets.nl • Web site: <http://www.swets.nl>

New Zealand

DA Information Services, 648 Whitehorse Road, MITCHAM 3132, Australia
Telephone: +61 3 9210 7777 • Fax: +61 3 9210 7788
Email: service@dadirect.com.au • Web site: <http://www.dadirect.com.au>

Slovenia

Cankarjeva Založba d.d., Kopitarjeva 2, SI-1512 Ljubljana
Telephone: +386 1 432 31 44 • Fax: +386 1 230 14 35
Email: import.books@cankarjeva-z.si • Web site: <http://www.cankarjeva-z.si/uvoz>

Spain

Díaz de Santos, S.A., c/ Juan Bravo, 3A, E-28006 Madrid
Telephone: +34 91 781 94 80 • Fax: +34 91 575 55 63 • Email: compras@diazdesantos.es
carmela@diazdesantos.es • barcelona@diazdesantos.es • julio@diazdesantos.es
Web site: <http://www.diazdesantos.es>

United Kingdom

The Stationery Office Ltd, International Sales Agency, PO Box 29, Norwich, NR3 1 GN
Telephone (orders): +44 870 600 5552 • (enquiries): +44 207 873 8372 • Fax: +44 207 873 8203
Email (orders): book.orders@tso.co.uk • (enquiries): book.enquiries@tso.co.uk • Web site: <http://www.tso.co.uk>

On-line orders:

DELTA Int. Book Wholesalers Ltd., 39 Alexandra Road, Addlestone, Surrey, KT15 2PQ
Email: info@profbooks.com • Web site: <http://www.profbooks.com>

Books on the Environment:

Earthprint Ltd., P.O. Box 119, Stevenage SG1 4TP
Telephone: +44 1438748111 • Fax: +44 1438748844
Email: orders@earthprint.com • Web site: <http://www.earthprint.com>

United Nations (UN)

Dept. 1004, Room DC2-0853, First Avenue at 46th Street, New York, N.Y. 10017, USA
Telephone: +800 253-9646 or +212 963-8302 • Fax: +212 963-3489
Email: publications@un.org • Web site: <http://www.un.org>

United States of America

Bernan Associates, 4611-F Assembly Drive, Lanham, MD 20706-4391
Telephone: 1-800-865-3457 • Fax: 1-800-865-3450
Email: order@bernan.com • Web site: <http://www.bernan.com>

Renouf Publishing Company Ltd., 812 Proctor Ave., Ogdensburg, NY, 13669
Telephone: +888 551 7470 (toll-free) • Fax: +888 568 8546 (toll-free)
Email: order.dept@renoufbooks.com • Web site: <http://www.renoufbooks.com>

Orders and requests for information may also be addressed directly to:

Sales and Promotion Unit, International Atomic Energy Agency

Vienna International Centre, PO Box 100, 1400 Vienna, Austria
Telephone: +43 1 2600 22529 (or 22530) • Fax: +43 1 2600 29302
Email: sales.publications@iaea.org • Web site: <http://www.iaea.org/books>

