

Internal kink mode dynamics in high- β NSTX plasmas

J.E. Menard 1), R.E. Bell 1), E.D. Fredrickson 1), D.A. Gates 1), S.M. Kaye 1),
 B.P. LeBlanc 1), S.S. Medley 1), W. Park 1) S.A. Sabbagh 2), A. Sontag 2),
 D. Stutman 3), K. Tritz 3), W. Zhu 2), and the NSTX Research Team.

1) Princeton Plasma Physics Laboratory, Princeton, NJ, USA

2) Columbia University, New York, NY, USA

3) Johns Hopkins University, Baltimore, MD, USA

email-contact of main author: jmenard@pppl.gov

Abstract. Saturated internal kink modes have been observed in many of the highest toroidal beta discharges of the National Spherical Torus Experiment (NSTX). These modes often cause rotation flattening in the plasma core, can degrade energy confinement, and in some cases contribute to the complete loss of plasma angular momentum and stored energy. Characteristics of the modes are measured using soft X-ray, kinetic profile, and magnetic diagnostics. Toroidal flows approaching Alfvénic speeds, island pressure peaking, and enhanced viscous and diamagnetic effects associated with high-beta may contribute to mode non-linear stabilization. These saturation mechanisms are investigated for NSTX parameters and compared to experiment.

1. Introduction

NSTX [1] has achieved both high toroidal- β , $\beta_T \equiv 2\mu_0\langle p\rangle/B_{T0}^2$ up to 35%, and high normalized- β , $\beta_N \equiv \beta_T a B_{T0}/I_P$ up to 6.5% mT/MA [2, 3] using up to 7MW of deuterium Neutral Beam Injection (NBI) heating. In the highest β_T discharges, obtained at high $I_P/aB_T > 6\text{MA/mT}$, the central safety factor inferred from EFIT reconstructions [4, 5, 6] based on external magnetic measurements, simulations of resistive current diffusion, and preliminary Motional Stark Effect (MSE) data [7] is typically near 1 with a wide region of low magnetic shear. Such discharges are computed to be ideally unstable to $n=1$ pressure-driven internal kink instabilities, and experimentally the onset of $n=1$ activity is often observed near the computed instability thresholds. While operating regimes with high- l_i and low to moderate beta exist in NSTX where periodic sawteeth are routinely observed, at high β , such sawteeth are relatively rare, and it is more common for a core 1/1 mode to grow slowly and saturate in amplitude even for β values well above the computed ideal (no-wall) limit at mode onset. In this paper we discuss the impact of the 1/1 mode on fast-ion and thermal confinement and rotation. Methods for estimating the island mode structure from Ultra-Soft X-ray (USXR) [8] diagnostics are described, and the inferred mode fields are used to estimate rotation damping from neoclassical toroidal viscous (NTV) damping theory. Several possible saturation mechanisms for the 1/1 mode are explored and compared to experimental data including: fast ion stabilization, strongly sheared toroidal flow, enhanced viscosity, pressure peaking inside the island, and non-linearly enhanced diamagnetic flows.

2. Experimental Results and Interpretation

During the 2004 NSTX run campaign, techniques were adopted from DIII-D [9] to trigger an H-mode transition during the plasma current ramp. The early H-mode transition broadens the plasma pressure and bootstrap current profiles and increases the early plasma

temperature. These effects, combined with lower- l_i and higher elongation operation, have allowed significantly longer duration discharges by delaying the onset of deleterious MHD activity associated with the core safety factor being near 1.

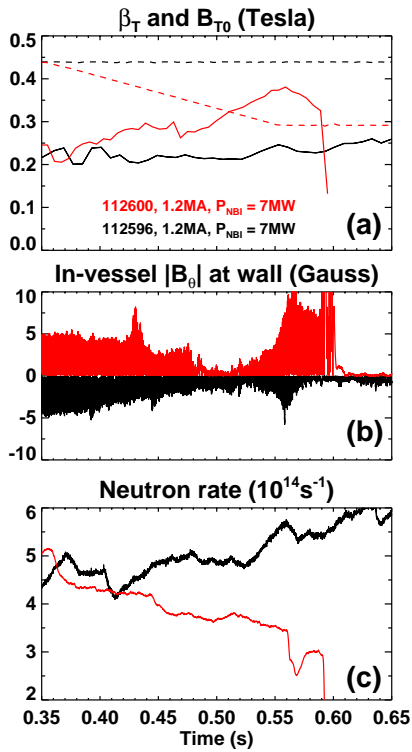


Figure 1: (a) β_T (solid) and vacuum B_T (dashed), (b) B_θ fluctuation amplitude, and (c) DD neutron rate.

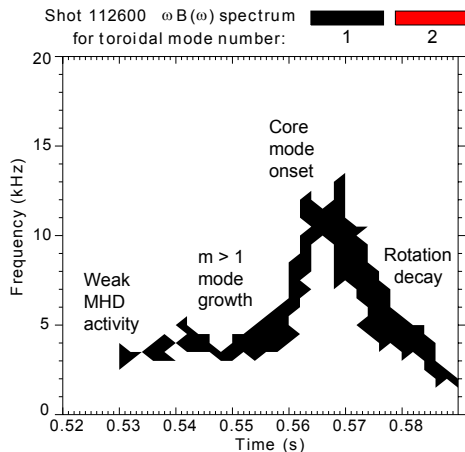


Figure 2: Frequency evolution of modes in high- β shot 112600.

radius mode (chord 3) and edge perturbation (chord 1). The emission perturbation from the 1/1 mode is large enough in fluctuation amplitude and spatial extent that important details of the mode structure can be inferred from the USXR data. Given the spatial resolution of the present arrays on NSTX, it is beneficial to constrain the SXR emission

This longer pulse-length allows the fast-ion heating and plasma stored energy to achieve more nearly steady-state values at elevated q . By using such discharges as high β targets either by operating at fixed lower toroidal field (TF) or by ramping down the TF, plasmas with $\beta \geq 30\%$ are now much more frequently obtained. Nevertheless, the onset and saturation of the 1/1 mode can still limit the β in these discharges by reducing the confinement and rotation either directly or through coupling to other modes. An example of this is shown in Figure 1 which compares a long-pulse 1.2MA discharge at fixed vacuum toroidal field $B_T = 0.44\text{T}$ to a high- β plasma obtained by ramping B_T down from 0.44T to 0.29T with otherwise similar discharge conditions. Both discharges have a long-lived $n=1$, $m \geq 2$ mode present from early in the discharge which appears to be driven unstable by the early H-mode transition. The mode rotation frequency slows from 16kHz to 5kHz between $t=240\text{ms}$ and 520ms and has a slowly decreasing magnetic fluctuation amplitude throughout this phase dropping to 1 Gauss amplitude by 520ms. The amplitude of the $n = 1$ mode (possibly with different m number) begins increasing again near 520-540ms and remains rotating at 4-5kHz until $t=560\text{ms}$.

For the lower TF shot 112600, near $t=560\text{ms}$, the $m/n = 1/1$ mode becomes unstable, as evident in the neutron rate drop in Figure 1c and in the appearance of a 13kHz $n=1$ mode, as shown in Figure 2. The frequency spectrogram of Figure 2 also suggests an early coupling between mid-radius and core modes, as the mid-radius mode frequency appears to increase in the early phase of the core mode growth. Later, during the saturation phase of the 1/1 mode, one cannot distinguish between the two modes, as the modes appear to become phase-locked and rotate as a coupled structure.

This coupling is also evident in the USXR data shown in Figure 3a which indicates the presence of the 1/1 mode (chords 6-14) in addition to a mid-

model of the plasma to more accurately infer the gross characteristics of the mode such as $q=1$ radius, island width, poloidal extent, propagation frequency, and magnetic field.

The model employed here assumes that only a single island helicity is present and that the local emission is a function of the total helical flux (equilibrium plus island). Emission line-integrals are computed numerically through normalized helical flux basis functions with varied island phase, and the emission profile is estimated using the measured line integrals and SVD inversion techniques. The best fit to the 1/1 island model is shown in Figure 3b. For this fit, the radial profile of the helical flux perturbation has been extended beyond the $q=1$ radius (at $R=1.2\text{m}$ at the midplane) to reflect the non-zero displacement outside this radius.

Figure 4 shows that prior to the onset of the 1/1 mode, the core rotation profiles for the discharges in Figure 1 are nearly identical despite the significantly lower TF of the higher β discharge 112600. Higher spatial and time resolution charge exchange data became available during the 2004 experiments, and Figure 4a shows significant rotation damping in the 10ms between $t=560\text{ms}$ and 570ms inside the inferred $q=1$ radius at $R=1.2\text{m}$. Interestingly, the rotation is observed to increase outside $R=1.3$ closer to the plasma edge, while dropping in the intermediate region. Since the core mode is observed to saturate without complete reconnection, other rotation damping mechanisms are likely at play in the core rotation decay of shot 112600. Electromagnetic torque near the island singular surfaces [10] and enhanced neoclassical toroidal viscosity (NTV) [11, 12] arising from the loss of axisymmetry in the presence of the modes are likely candidates for explaining the rotational damping.

Using only the outer 4 channels of the data shown in Figure 3a, the best-fit helicity of the mid-radius perturbation is found to be $m/n = 2/1$ with an island full-width of 12cm at the outboard midplane. The perturbed radial field of both the 1/1 and 2/1 modes can be computed from the helical flux perturbation used to match the SXR emission fluctuations. This model predicts a peak radial field of 50-100 Gauss in the core with most of the core experiencing a perturbation of at least 20 Gauss, while radial field perturbations of 10-50 Gauss are estimated outside the core and approaching the edge. The coupled modes will initially rotate differentially with respect to the sheared plasma rotation, so rotation damping is expected in the plasma core while acceleration should occur at larger

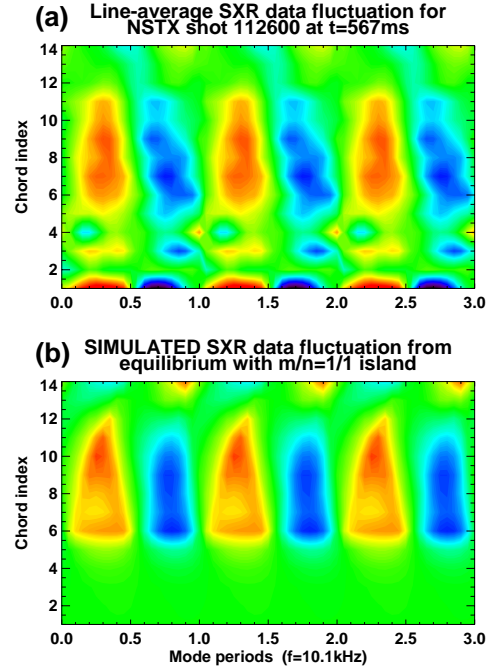


Figure 3: Contours of (a) measured and (b) model USXR data.

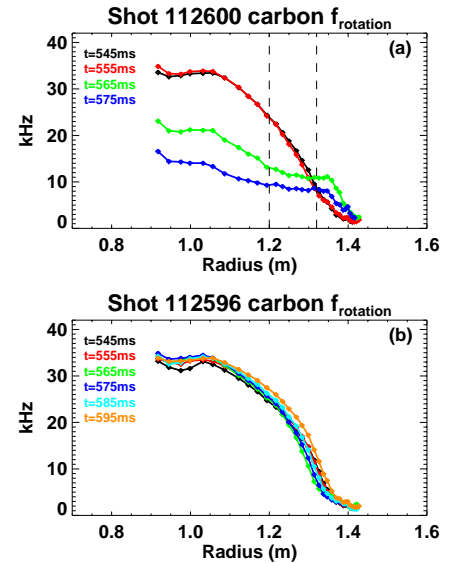


Figure 4: Rotation profile evolution for discharges from Figure 1.

r/a . Estimates of the rotation profile damping rates have been computed using these perturbed magnetic fields converted to a simple cylindrical representation of the mode perturbed field [11] using the flux-surface-average B_{\perp} from the 3D island model.

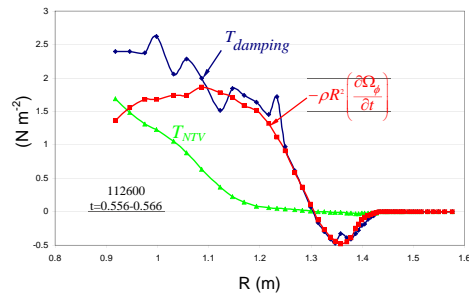


Figure 5: Measured rotation damping profile during early 1/1 growth vs. predicted damping. Contribution from NTV is also shown.

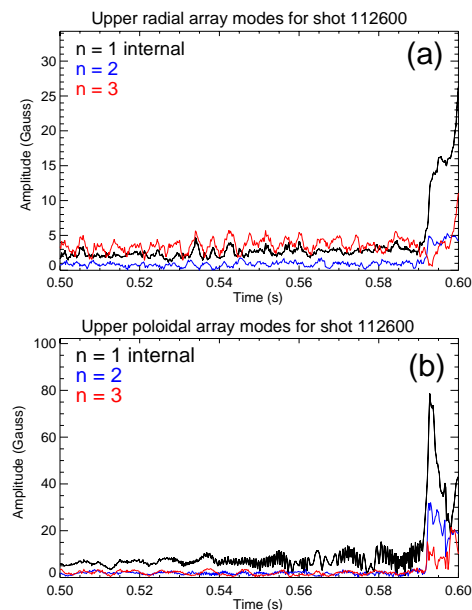


Figure 6: $n=1-3$ magnetic field perturbations from (a) upper radial and (b) upper poloidal in-vessel RWM sensors for shot 112600.

figure, there is no obvious change in the radial field signals from the time of 1/1 mode onset at 560ms until the final collapse 30ms later. Figure 6b shows similar behavior except the rotating modes appear (aliased by the 5kHz digitizer sampling) starting around 530ms until the collapse phase. In both figures, there is no clear evidence of a slowly growing nearly stationary mode such as a resistive wall mode (RWM) which might be responsible for the rotation decay.

If a quasi-stationary mode is not causing the decay, other island effects may be responsible. First, the diffusion and/or loss of fast ions in the presence of a large island structure could reduce the torque applied to the plasma by NBI. Second, Figure 1 indicates that

As seen in Figure 5, there is reasonable agreement between the measured rotation damping $= -\rho R^2 \frac{\partial \Omega_{\phi}}{\partial t}$ and the predicted total damping $= T_{damping}$ including the effects of axisymmetric fluid viscosity, entrainment of plasma mass in the large 2/1 island, and NTV arising from mode-induced non-axisymmetry. The coupled-mode frequency very nearly matches the plasma rotation frequency at the 2/1 surface, so the largest initial differential rotation between mode and plasma occurs in the plasma core. For this reason, the rotation damping contribution from NTV (T_{NTV} in Figure 5) is only strong in the plasma core ($R < 1.2\text{m}$) where the perturbed fields from the 1/1 mode are large. We infer from this modeling that the net effect of the 1/1 mode NTV torque is to significantly widen the region of flattened rotation relative to what would be induced by the 2/1 mode alone.

While the damping model above appears consistent with the observed rotation flattening, the explanation for the decay of the flattened rotation profile is less clear. To better diagnose the low-frequency MHD activity potentially responsible for the rotation decay, an array of 48 new in-vessel magnetic field sensors has been installed in NSTX for the detection of error fields, locked modes, and resistive wall modes. These sensors measure radial field perturbations normal to the primary passive plates and poloidal field perturbations at the ends of the plates both above and below the midplane. There are 12 sensors in each toroidal array allowing toroidal mode number determination ranging from $n=1$ to 3. Figure 6a shows the radial field perturbation amplitudes as determined by these sensor arrays during the rotation decay phase preceding the final β collapse. As is evident from the

the edge poloidal field perturbation amplitude nearly doubles when the coupled islands are present. Assuming a similar scaling for the island B_r , this could quadruple the wall torque applied to the mode. Further, as the mode slows, the wall torque would increase since initially $\omega\tau_{wall} \gg 1$ [10]. Once the mode rotation frequency falls below 2kHz, it rapidly decreases in frequency, quickly locks to the wall, and then penetrates the passive plates and vacuum vessel. Another possible explanation is that once the rotation falls below this critical value, an RWM is destabilized [12, 13] and rapidly grows on a 1ms time-scale. Whatever the precise identity of the mode that causes the final disruption, this locked state ultimately induced a vertical displacement event (VDE) which caused a plasma current disruption in shot 112600.

3. Mode saturation physics

As shown above, a large 1/1 mode can contribute to significant degradation of energy and momentum confinement sometimes to the point of island locking and/or RWM destabilization leading to complete collapse of the plasma. In situations when the 1/1 mode amplitude is not as large and the mode is not strongly coupled to other modes, it can exist in more benign saturated states as discussed in more detail below.

3.1 Fast ion stabilization

Thermal and energetic trapped ions are well known [14] to help stabilize the internal kink mode. In tokamaks, this stabilization can delay the occurrence of normal sawteeth, allow the current profile to penetrate on axis, and ultimately lead to monster sawteeth [15, 16] with large inversion radius. As stated previously, cyclic sawtooth activity is relatively rare in high- β discharges in NSTX, and many of the highest- β discharges are instead confinement limited by saturated $m/n = 1/1$ modes. This confinement degradation is evident in Figure 1 which shows both roll-over in β and a large fractional drop (30%) in (beam-target) neutron rate at mode onset. For other discharges with 1/1 instabilities and similar drop in neutron rate, Neutral Particle Analyzer (NPA) data indicates a depletion of the fast ion population by a factor of 3 or more for energies above 20-30keV. This is most consistent with fast ion loss since diffusion would likely move the fast ions outward to a region of higher neutral density yielding increased NPA signal. Thus, the 1/1 mode appears to expel many of the ions which presumably aid in linearly stabilizing it. Thus, it appears unlikely that fast ions contribute strongly to non-linear saturation unless the ideal instability drive is also significantly reduced by depletion of the core fast ions.

3.2 Strong rotational shear

Centrifugal and flow-shear effects have been studied previously in the context of internal kink stability [17, 18, 19]. For a high aspect ratio tokamak with circular flux surfaces, the internal kink instability growth rate including sheared rotation can be expressed as [17]:

$$\gamma_0 = -\frac{\pi r_s \omega_A}{\sqrt{3}|q'|R_0^2} \hat{W}_i, \quad \Delta\beta_P^2 \equiv \left(\beta_p^2 - \frac{13}{144}\right) \quad (1)$$

$$\hat{W}_i \approx -3r_s|q'|\Delta\beta_P^2 + \left(\frac{2}{\epsilon_V^2} - \frac{1}{\epsilon_\rho^2}\right)\frac{V_0^2}{V_A^2}. \quad (2)$$

Here $\epsilon_V = L_V/R_0$ and $\epsilon_\rho = L_\rho/R_0$ where L_V and L_ρ are the velocity and density profile scale lengths normalizing the minor radius for parabolic profiles. Thus, high flow speed

relative to the Alfvén speed (high $\frac{V_0}{V_A}$) and strong flow shear (small ϵ_V) are potentially strongly stabilizing for the internal kink mode. The potential stabilizing effect of sheared toroidal flow on the 1/1 mode in NSTX has previously been studied non-linearly with the M3D code [20]. For typical parameters in NSTX (central $\frac{V_0}{V_A}$ up to 0.4), M3D studies find that nonlinear saturation of the 1/1 mode is not possible via sheared-flow alone for fixed momentum source rate. Rather, the growth rate is reduced by a factor of 2 to 3, but complete reconnection still occurs in the simulations. As a result of the reconnection, the core pressure and rotation profiles are quickly flattened. Thus, any flow shear that could stabilize the mode non-linearly is reduced by the mode itself. However, the simulations also show that if the rotation shear is forced to be maintained during the mode growth, saturation does indeed occur. In the experiment, most discharges with core 1/1 activity exhibit core rotation flattening similar to that shown in Figure 4. Thus, sheared toroidal flow also appears to be an unlikely explanation for mode non-linear saturation.

3.3 Viscous effects

In the linear theory of resistive internal kink mode stability, it has been shown [21] that viscous dissipation is potentially stabilizing for the mode. The resistive treatment is at least partially applicable for NSTX since $\nu_{ei}\tau_A \approx 0.3$ using an electron-ion collision rate derived from the neoclassical parallel resistivity. The stabilization strength of viscous dissipation can be readily estimated for high aspect ratio tokamak plasmas with circular cross section when the MHD growth rate is less than the ion diamagnetic frequency. In this regime, perpendicular viscosity is stabilizing when $\hat{D} \geq D_{crit}$ where $\hat{D} \equiv \nu_\mu/\nu_\eta$, ν_μ and ν_η are viscous and resistive relaxation rates respectively and $\hat{D}_{crit} = 5(\omega_A^2/|\omega_{di}\hat{\omega}_{*e}|)\lambda_H^2$. We note that $\hat{D} \approx 0.3(m_i T_e/m_e T_i)^{0.5}\beta_e$ implying that perpendicular viscous effects are significantly enhanced by high β . Applying the stability criteria to low aspect ratio and shaped plasmas (i.e. beyond its regime of strict applicability), near the time of 1/1 mode onset for discharge 112600 in Figure 1, $\omega_A \approx 10^6$, $\omega_{*i} \approx 2 \times 10^4$, $\hat{\omega}_{*e} \approx -3 \times 10^4$, and $\lambda_H \approx 0.02$. For these parameters, $\gamma_{MHD} \approx 2.3 \times 10^4 \approx \omega_{*i}$, $\hat{D} \approx 2$, and $\hat{D}_{crit} \approx 4$. Consistent with the experiment, for these parameters the mode is estimated to be linearly unstable since $\gamma_{MHD} > \omega_{*i}/2$ and viscous effects are roughly a factor of 2 too low to provide linear stability. We therefore conclude that unless the perpendicular viscosity is somehow driven anomalously high through nonlinear effects associated with mode growth, it is unlikely that viscous effects play a role in mode saturation. The NTV rotation damping process discussed above and the kinetic profile data shown in Figure 7 below highlight the potentially strong changes in plasma transport and flows induced by magnetic islands. To contribute to saturation, such effects would likely have to be strong and active over the relevant length scales of the reconnection region of the 1/1 mode which could be as large as $\rho_{si} \approx 1\text{-}2\text{cm}$ in width and $\Delta\theta \approx 120^\circ$ in poloidal extent.

3.4 Island pressure peaking and non-linear 2-fluid effects

Nonlinear simulations of the 1/1 mode using the M3D code in the MHD approximation [20] did find saturated states under some conditions. Such states were not reproducibly obtained in the simulations however, as these states resulted after several crash cycles and are apparently the result of the pressure becoming locally highest inside the island [22]. In some discharges, the saturated 1/1 mode is sufficiently long-lived that several Thomson scattering profiles can be obtained capturing the mode island structure. Figure 7 shows the time evolution of such profiles for 1MA shot 108103

which becomes 1/1 unstable at $t=228\text{ms}$ and reaches $\beta_T = 30\%$ near $t=300\text{ms}$ [2]. Figure 7a at $t=227\text{ms}$ prior to mode onset shows the electron temperature peaking near the magnetic axis $R_{axis} = 1.0\text{m}$ as reconstructed by EFIT. During the saturation phase at $t=243\text{ms}$, the Thomson scattering system is apparently imaging the mode phase where the hot core has been displaced outwards. At $t=260\text{ms}$, the opposite phase is evident with the hot core located on the inboard side with a T_e flat-spot on the low-field side. By $t=277\text{ms}$ as the island width is shrinking in the SXR inversions, the central T_e has largely recovered, and narrow temperature flat-spots are apparent on both sides of the magnetic axis. Figure 7b shows that the electron pressure evolution is very similar to the temperature evolution, as the density profile is relatively flat and changes little with island phase when the mode is present. Figure 7c shows that the 20ms time-average ion temperature is initially peaked, flattens and broadens during the early growth phase as does the rotation, and eventually recovers both on-axis and off-axis while remaining depressed near the island region during the mode saturation. With respect to pressure peaking inside the island, the electron data suggests that the displaced core remains hotter (and with higher pressure) than the island region, and the ion data is consistent with lower ion temperature in the island also. Thus, it appears unlikely that pressure peaking inside the island is responsible for mode saturation.

One noteworthy feature of the data in Figure 7b is the obvious displacement of the core at $t=243\text{ms}$. The pressure data points outside $R=1.3\text{m}$ are nearly identical at $t=227\text{ms}$ and $t=243\text{ms}$, indicating that the displacement outside the core is small - consistent with the USXR data (not shown). Further, the local electron pressure gradient is clearly significantly higher in the inferred island X-point region near $R=1.25\text{-}1.3\text{m}$ at $t=243\text{ms}$. If this pressure gradient enhancement also occurs in the ion channel, quasilinear enhancement of ω_{*i} could also play a role in non-linear saturation of the mode [23]. In the two-fluid theory of the $m=1$ mode [24] in the limit of $\omega_{*e}=0$, the displacement of the core enhances both the pressure gradient and magnetic shear, and results in a criterion for quasilinear stability: $\alpha\omega_{*i}\tau_A > 2q'\sqrt{\lambda_h^2/\bar{q}^2 + \bar{q}^2(\rho_s^2 + 5d_e^2)}/2$. Here λ_h is the ideal mode layer width, ρ_s is the ion sound-

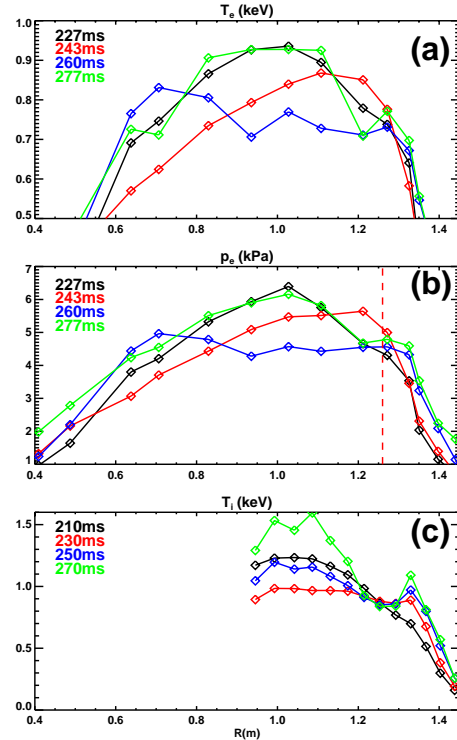


Figure 7: (a) T_e , (b) p_e , and (c) T_i in shot 108103.

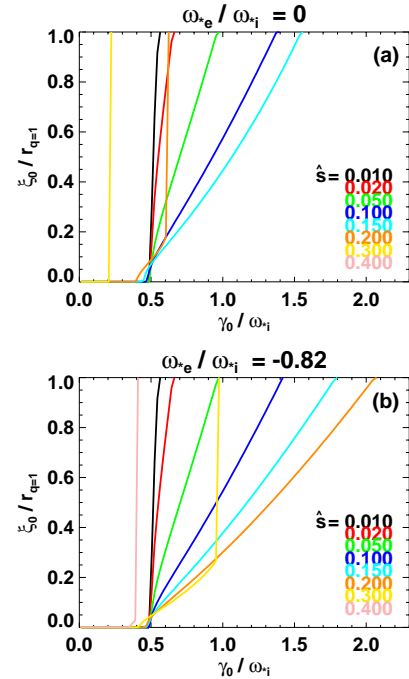


Figure 8: Displacement of plasma core for nonlinear ω_{*i} stabilization.

speed Larmor radius, and d_e is the collisionless electron skin depth. The pressure gradient enhancement factor $\alpha = 1 + 2\chi^2$, the shear enhancement factor $\bar{q}' = 1 + 6\chi^2$, and $\chi = \xi_0/2\pi\lambda_h$ where ξ_0 is the radial displacement of the magnetic axis in the presence of the island. Using the relation $\gamma_0\tau_A = q'\lambda_h = \sqrt{3}\pi\epsilon_{q=1}^2\Delta\beta_P^2$, Figure 8 plots the normalized displacement of the core predicted by the criterion above versus the normalized ideal instability growth rate and normalized magnetic shear $\hat{s} = rdq/dr$ at the $q=1$ surface for shot 108103 at $t=220$ ms. With zero electron diamagnetic drift, Figure 8a shows that for NSTX parameters, there is a limited range of magnetic shear ($\hat{s} = 0.1-0.15$) where saturated normalized displacements similar to the experimental values of 0.3-0.6 are accessible with ideal linear growth rates well above the nominal threshold of $\gamma_0/\omega_{*i} = 0.5$. Figure 8b shows that saturation should occur over a wider range of instability drive and shear (especially near $\hat{s} \approx 0.2$) when electron diamagnetic effects are included in the quasilinear dispersion relation. The potential of this theory to explain 1/1 mode saturation in NSTX will be tested in the near-term utilizing MSE-constrained equilibrium reconstructions.

Summary

Internal kink instabilities have been observed to flatten rotation in the plasma core, degrade thermal and fast particle confinement, and in some cases contribute to the complete loss of plasma angular momentum and stored energy in many of the highest toroidal β discharges of NSTX. In many cases, the modes do not apparently undergo complete reconnection, and can sometimes persist in a saturated state for 10-100 initial growth times. Several possible saturation mechanisms have been investigated, but none appear to individually dominate the saturation process. Future studies with the M3D code combining rotation, fast-particle, and two-fluid effects may provide more insight into the saturation physics of the internal kink mode in NSTX.

This work supported by the US-DoE contract DE-AC02-76CH03073 (PPPL) and grants DE-FG02-99ER54524 (CU) and DE-FG02-99ER54523 (JHU).

References

- [1] ONO, M., et al., Nucl. Fus. **40** (2000) 557.
- [2] MENARD, J. E., et al., Nucl. Fus. **43** (2003) 330.
- [3] GATES, D., et al., Phys. Plasmas **10** (2003) 1659.
- [4] LAO, L. L., et al., Nucl. Fus. **25** (1985) 1611.
- [5] SABBAGH, S. A., et al., Nucl. Fus. **41** (2001) 1601.
- [6] SABBAGH, S. A., et al., Phys. Plasmas **9** (2002) 2085.
- [7] LEVINTON, F., to be published.
- [8] STUTMAN, D., et al., Rev. Sci. Instrum. **70** (1999) 572.
- [9] GREENFIELD, C. M., et al., Phys. Plasmas **11** (2004) 2616.
- [10] FITZPATRICK, R., Nucl. Fus. **33** (1993) 1049.
- [11] LAZZARO, E., et al., Phys. Plasmas **9** (2002) 3906.
- [12] SABBAGH, S. A., et al., Nucl. Fus. **44** (2004) 560.
- [13] SABBAGH, S. A., this conference, Paper EX/3-2.
- [14] COPPI, B., et al., Phys. Fluids B **2** (1990) 927.
- [15] CAMPBELL, D. J., et al., Phys. Rev. Lett. **60** (1988) 2148.
- [16] BERNABEI, S., et al., Phys. Rev. Lett. **84** (2000) 1212.
- [17] WAELBROECK, F. L., Phys. Plasmas **3** (1996) 1047.
- [18] WAHLBERG, C. and BONDESON, A., Phys. Plasmas **7** (2000) 923.
- [19] GRAVES, J. P., et al., Phys. Plasmas **10** (2003) 1034.
- [20] PARK, W., et al., Nucl. Fus. **43** (2003) 483.
- [21] PORCELLI, F. and MIGLIUOLO, S., Phys. Fluids **29** (1986) 1741.
- [22] PARK, W., MONTICELLO, D. A., and CHU, T. K., Phys. Fluids **30** (1987) 285.
- [23] ROGERS, B. and ZAKHAROV, L., Phys. Plasmas **2** (1995) 3420.
- [24] ZAKHAROV, L. and ROGERS, B., Phys. Fluids B **4** (1992) 3285.